

Alaska Department of Corrections

Division of Administrative Services



2008 Offender Profile

www.correct.state.ak.us/corrections/admin

Vision Statement

The Alaska Department of Corrections enhances the safety of our communities. We provide secure confinement, reformative programs, and a process of supervised community reintegration.

Commissioner's Letter



The Mission of the Department of Corrections is to enhance the safety of our communities while providing secure confinement, reformatory programs, and a process of supervised community reintegration.

I am pleased to make this profile available on line. This report is based on our best information and serves as a snapshot of a typical day. Data comes from our Offender Tracking Information System (OTIS), and is meant to give a general summary of Alaska's offender population.

The 2008 Offender Profile – which encompasses many hours of research and calculation on the part of department staff – serves as a valuable tool for our department in the successful accomplishment of our mission.

A handwritten signature in black ink, appearing to read "Joe Schmidt". The signature is stylized and cursive.

Joe Schmidt
Commissioner

Table of Contents

List of Tables

Trends

Notes	6
Total Offender Population Based on Monthly Averages - January 2005 to December 2007	7
Total Admissions - January 2005 to December 2007	7

Institutions

Institution Address List	9
Number of Offenders in Institutions	10
Demographic Information for Offenders in Institutions	11
Length of Time from Admission for Offenders in Institutions	11
Offense Classifications of Offenders in Institutions	14
Crime Classifications by Class/Sex/Ethnicity	19

Community Residential Centers (CRC's)

Facility Address List	22
Number of Offenders in Community Residential Centers	23
Demographic Information for Offenders in Community Residential Centers	24
Length of Time from Admission for Offenders in CRC's	24
Offense Classifications of Offenders in Community Residential Centers	27
Crime Classifications by Class/Sex/Ethnicity	31

Focus 2007 Groups of Particular Interest

Alaska Natives	35
Distribution of Alaska Natives	36
Demographic Information for Alaska Native Offenders	37
Offense Classifications of Alaska Native Offenders	38
Juveniles	42
Distribution of Juvenile Offenders	43
Demographic Information for Juvenile Offenders	44
Offense Classifications of Juvenile Offenders	45
Seniors	47
Distribution of Senior Offenders	48
Demographic Information for Senior Offenders	49
Offense Classifications of Senior Offenders	50
Sex Offenders	52
Distribution of Sex Offenders	53
Demographic Information for Sex Offenders	54
Offense Classifications for Sex Offenders	55
Substance Abusers	56
Distribution of Substance Abuse Offenders	57
Demographic Information for Substance Abuse Offenders	58
Offense Classifications of Substance Abuse Offenders	59
Long Term Offenders	60
Distribution of Long Term Offenders	61
Demographic Information for Long Term Offenders	62
Offense Classifications of Long Term Offenders	63

Probation and Parole

Notes	64
Supervising Authority for Probationers/Parolees	65
Demographic Information for Probationers/Parolees	66

List of Charts

Trends

State vs Offender Populations 1985 - 2007	7
Female Admissions by Year 2003 - 2007	8
Male Admissions by Year 2003 - 2007	8
Total Admissions by Year 2003 - 2007	8

Institutions

Institutional Offenders by Sex	10
Institutional Offenders by Race/Ethnicity	12
Institutional Offenders by Age Group	12
Length of Time from Admission - Institutional Offenders	13
Institutional Offenders by Offense Class	18
Offense Class by Sex	18

Community Residential Centers (CRC's)

CRC Offenders by Sex	23
CRC Offenders by Race/Ethnicity	25
CRC Offenders by Age Group	25
Length of Time from Admission - CRC Offenders	26
CRC Offenders by Offense Class	30
Offense Class by Sex	30

Focus 2007 Groups of Particular Interest

Alaska Native

Alaska Native Offenders Length of Time from Admission	37
Alaska Native Offenders by Sex, Offense Class	41

Juveniles

Juvenile Offenders by Race/Ethnicity	44
--	----

Seniors

Length of Time from Admission for Senior Offenders	49
--	----

Sex Offenders

Sex Offenders by Age Group	55
----------------------------------	----

Long Term Offenders

Race Comparison of Long Term vs Institutional Offenders	61
Age Group Comparison of Long Term vs Institutional Offenders	62

Probation and Parole

Probationers/Parolees by Sex	65
------------------------------------	----

Questions regarding data in this report may be e-mailed to: Bonnie.Walters@alaska.gov

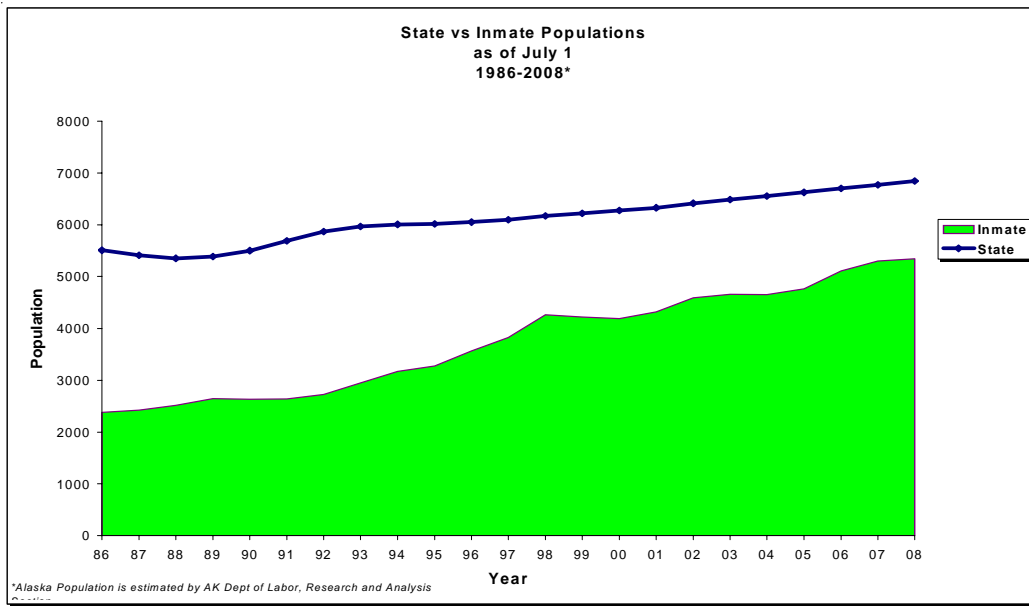
Trends

Notes:

Count and admissions data include information about all offenders under the jurisdiction of the state of Alaska who are entered into the OTIS database.

Count information consists of monthly averages of daily counts; incarcerated offenders not entered into the OTIS database when a count was tallied were not included.

Admissions data includes all criminal admits (except transfers) for all offenders.

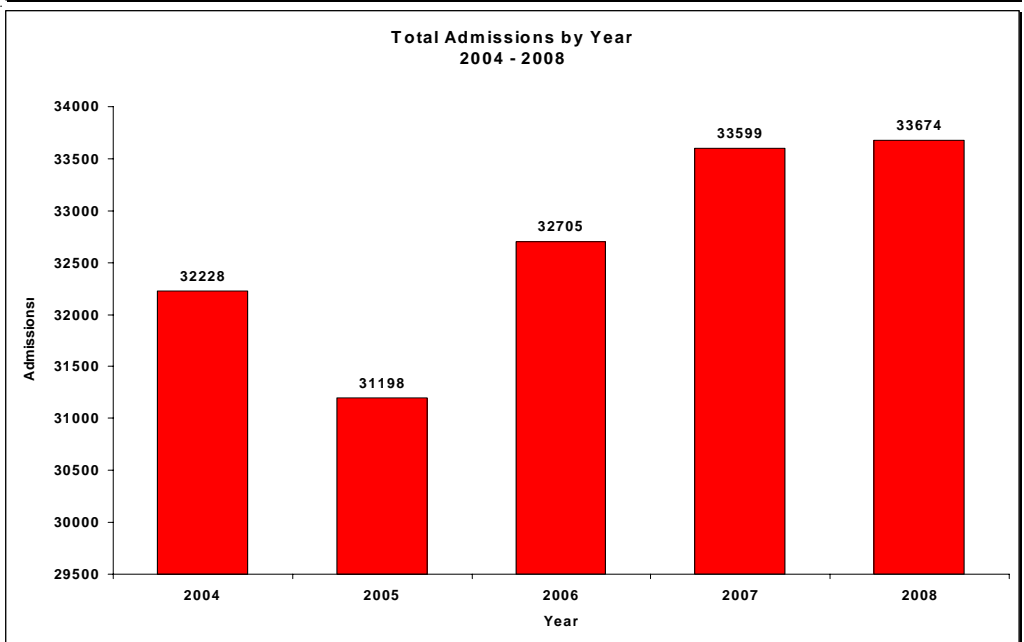
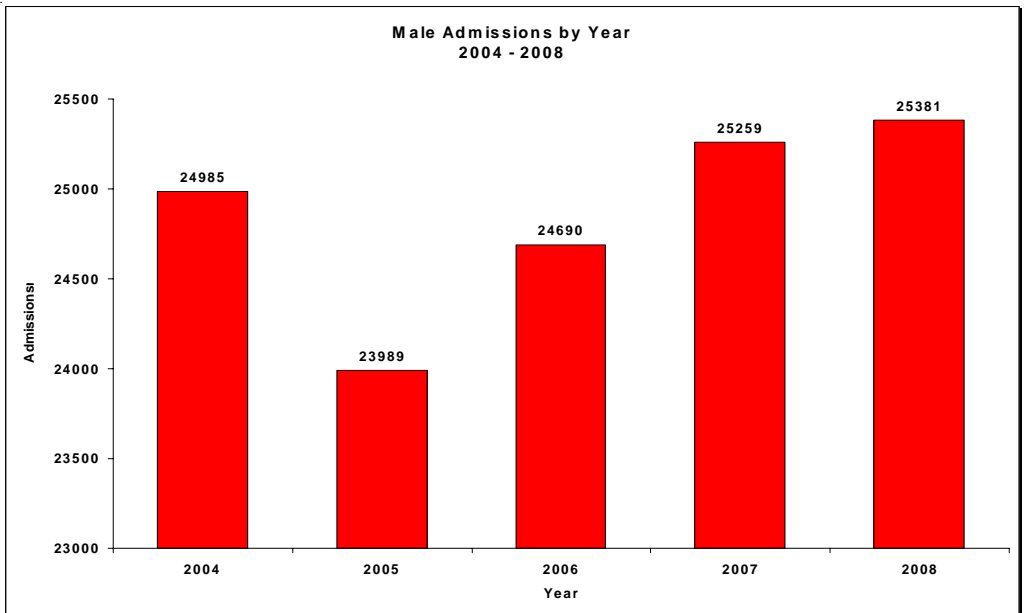
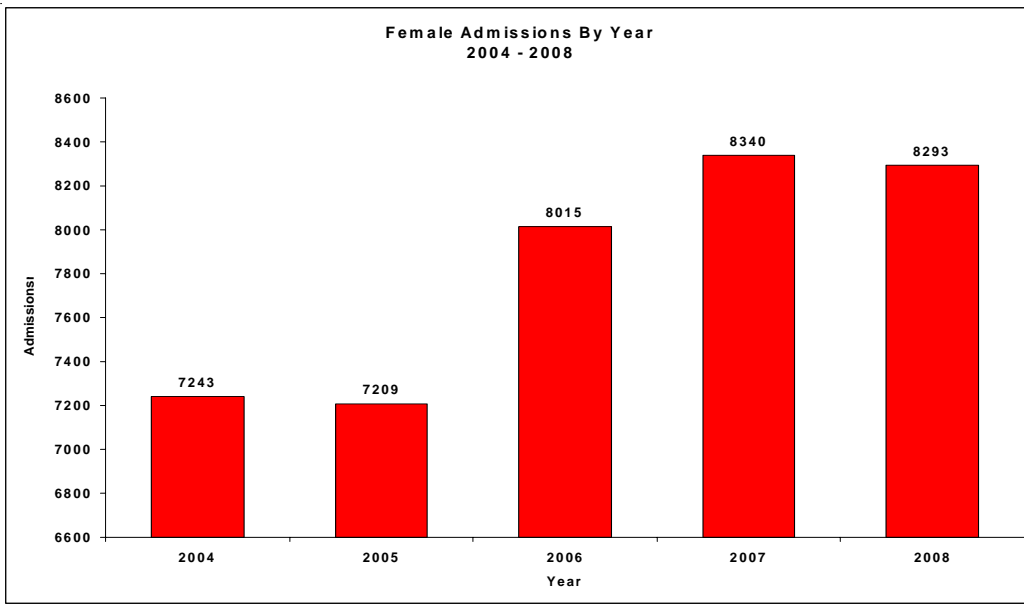


Total Offender Population Based on Monthly Averages - January 2006 to December 2008
Includes all Offenders in all Facilities (CCs and CRCs)

YEAR Month	2006			2007			2008		
	Female	Male	Total	Female	Male	Total	Female	Male	Total
January	493	4507	5000	526	4682	5208	619	4802	5421
February	512	4489	5001	556	4670	5226	607	4798	5405
March	486	4538	5024	550	4657	5207	610	4791	5401
April	484	4589	5073	579	4721	5300	619	4790	5409
May	523	4594	5117	610	4822	5432	622	4777	5399
June	530	4543	5073	607	4679	5286	617	4715	5332
July	512	4596	5108	603	4678	5281	585	4716	5301
August	545	4584	5129	624	4703	5327	589	4734	5323
September	554	4597	5151	646	4754	5400	588	4754	5342
October	520	4689	5209	640	4742	5382	591	4729	5320
November	528	4618	5146	639	4835	5474	564	4718	5282
December	510	4559	5069	638	4759	5397	522	4674	5196
Daily Avg	516	4575	5092	602	4725	5327	594	4750	5344

Total Admissions - January 2006 to December 2008
Includes all Offenders in all Facilities (CCs and CRCs)

YEAR Month	2006			2007			2008		
	Female	Male	Total	Female	Male	Total	Female	Male	Total
January	630	2007	2639	681	2007	2688	704	2031	2735
February	608	1867	2475	611	1910	2521	617	1942	2559
March	635	2135	2770	672	2062	2734	731	2179	2910
April	638	2126	2764	710	2137	2847	671	2078	2749
May	737	2141	2878	729	2246	2975	738	2287	3025
June	654	2078	2732	729	2187	2916	741	2177	2918
July	744	2227	2971	735	2096	2831	673	2090	2763
August	771	2114	2885	713	2324	3037	746	2212	2958
September	695	2009	2704	651	2099	2750	671	2105	2776
October	669	2109	2778	720	2085	2805	749	2183	2932
November	586	1857	2443	717	2103	2820	628	2048	2676
December	648	2018	2666	672	2003	2675	624	2049	2673
Total	8015	24690	32705	8340	25259	33599	8293	25381	33674



Institutions

Institution Address List

Institution	Address	City	Zip	Superintendent	Phone
Anchorage Correctional Complex	1400 E 4th Avenue	Anchorage	99501	Debbie Miller	907-269-4100
Anvil Mtn Correctional Center	PO Box 730	Nome	99762	Marc Okuley	907-443-2241
Fairbanks Correctional Center	1931 Eagan Avenue	Fairbanks	99701	Charles Stevenson	907-458-6700
Hiland Mtn Correctional Center	9101 Hesterberg Road	Eagle River	99577	Dean Marshall	907-694-9511
Ketchikan Correctional Center	1201 Schoenbar Road	Ketchikan	99901	Alan Bailey	907-228-7350
Lemon Creek Correctional Center	2000 Lemon Ck. Road	Juneau	99801	Scott Wellard	907-465-6200
Matsu Pretrial Facility	339 E Dogwood Road	Palmer	99645	Steve Brunger	907-745-0943
Palmer Correctional Center	PO Box 919	Palmer	99645	Cindy Betts	907-745-5054
Pt. MacKenzie Correctional Farm	PO Box 877730	Wasilla	99687	Amy Rabeau	907-376-2976
Spring Creek Correctional Center	PO Box 2109	Seward	99664	Craig Turnbull	907-224-8200
Wildwood Correctional Complex	10 Chugach Avenue	Kenai	99611	Robert Hibpshman	907-260-7200
Yukon-Kuskowim Correctional Ctr	Box 400	Bethel	99559	Chris Liu	907-543-5245
Red Rock Correctional Center	1750 E Arica Road	Eloy, AZ	85231	Bruno Stoll	520-464-3899

Notes:

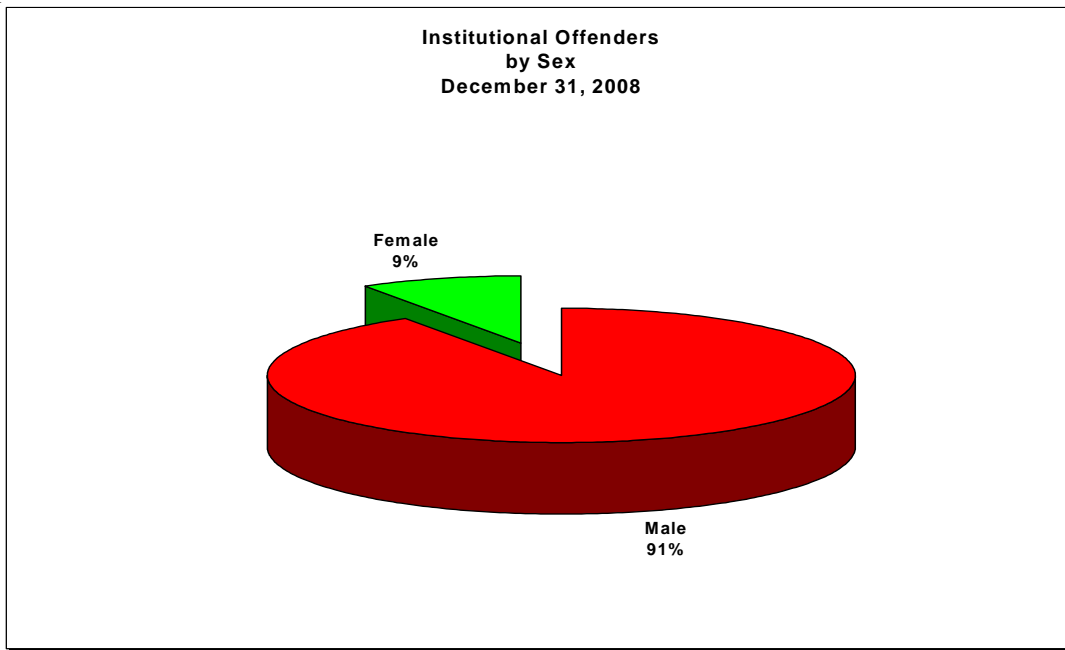
Includes information about all offenders incarcerated in in-state and out-of-state institutions who are entered into the OTIS database.

Consists of a snapshot of offenders incarcerated and entered into the OTIS database on or before December 31, 2008.

Alaska Native race category includes a small number of Native Americans not indigenous to Alaska.

Information about offenses is the most serious charge only.

Offense classes are semi-arbitrary.



**Number of Offenders in Institutions
December 31, 2004 - 2008**

Institutions	Females					Males					All Offenders				
	2008	2007	2006	2005	2004	2008	2007	2006	2005	2004	2008	2007	2006	2005	2004
In-State															
Anchorage CCE	6	1	1	34	18	390	456	473	421	361	396	457	474	455	379
Anchorage CCW	-	-	-	-	-	442	484	486	420	397	442	484	486	420	397
Anvil Mountain CC	3	12	10	8	10	80	101	97	116	91	83	113	107	124	101
Fairbanks CC	22	28	28	35	20	212	250	231	229	187	234	278	259	264	207
Hiland Mountain CC	321	362	311	240	204	-	-	-	73	70	321	362	311	313	274
Ketchikan CC	3	7	8	4	4	40	47	44	59	60	43	54	52	63	64
Lemon Creek CC	7	13	8	16	20	175	182	183	183	152	182	195	191	199	172
Mat-Su Pretrial	7	13	7	15	6	79	107	86	97	80	86	120	93	112	86
Palmer Medium CC	-	-	-	-	-	261	254	231	245	209	261	254	231	245	209
Palmer Minimum CC	-	-	-	-	-	176	176	133	175	172	176	176	133	175	172
Point Mackenzie CF	-	-	-	-	-	117	112	100	85	97	117	112	100	85	97
Spring Creek CC	-	-	-	-	-	551	537	465	495	491	551	537	465	495	491
Wildwood CC	-	-	-	-	-	258	254	227	254	230	258	254	227	254	230
Wildwood Pretrial	16	22	21	24	16	102	103	106	103	97	118	125	127	127	113
Yukon-Kuskokwim CC	2	7	5	4	5	107	105	98	112	112	109	112	103	116	117
<i>Total</i>	<i>387</i>	<i>465</i>	<i>399</i>	<i>380</i>	<i>303</i>	<i>2990</i>	<i>3168</i>	<i>2960</i>	<i>3067</i>	<i>2806</i>	<i>3377</i>	<i>3633</i>	<i>3359</i>	<i>3447</i>	<i>3109</i>
Out-of-State															
Arizona Detention Ctr	-	-	-	-	-	-	-	-	765	755	-	-	-	765	755
Red Rock CC, AZ	-	-	-	-	-	879	853	993	-	-	879	853	993	-	-
Colorado State Prison	1	1	1	1	-	2	2	2	1	2	3	3	3	2	2
Federal Bureau of Prisons	1	1	1	1	3	12	9	10	13	20	13	10	11	14	23
Minnesota State Prison	1	1	1	1	-	-	-	-	-	-	1	1	1	1	0
Oregon State Prison	-	-	-	-	-	1	-	-	-	-	1	0	0	0	0
Washington State Prison	-	-	-	-	-	-	2	2	2	-	0	2	2	2	0
<i>Total</i>	<i>3</i>	<i>3</i>	<i>3</i>	<i>3</i>	<i>3</i>	<i>894</i>	<i>866</i>	<i>1007</i>	<i>779</i>	<i>777</i>	<i>897</i>	<i>869</i>	<i>1010</i>	<i>784</i>	<i>780</i>
Total All	390	468	402	383	306	3884	4034	3967	3846	3583	4274	4502	4369	4231	3889

Demographic Information for Offenders in Institutions
December 31, 2004-2008

Ethnicity	Females					Males					All Offenders				
	2008	2007	2006	2005	2004	2008	2007	2006	2005	2004	2008	2007	2006	2005	2004
Asian/Pacific Island	11	7	9	8	6	117	113	104	91	81	128	120	113	99	87
Black	30	42	26	27	22	416	443	420	415	405	446	485	446	442	427
Hispanic	9	11	6	9	8	102	94	93	89	111	111	105	99	98	119
Alaska Native*	124	159	136	132	112	1404	1381	1413	1378	1319	1528	1540	1549	1510	1431
Caucasian	213	246	223	205	156	1832	1989	1922	1867	1656	2045	2235	2145	2072	1812
Unknown	3	3	2	2	2	13	14	15	8	11	16	17	17	10	13
Total	390	468	402	383	306	3884	4034	3967	3848	3583	4274	4502	4369	4231	3889

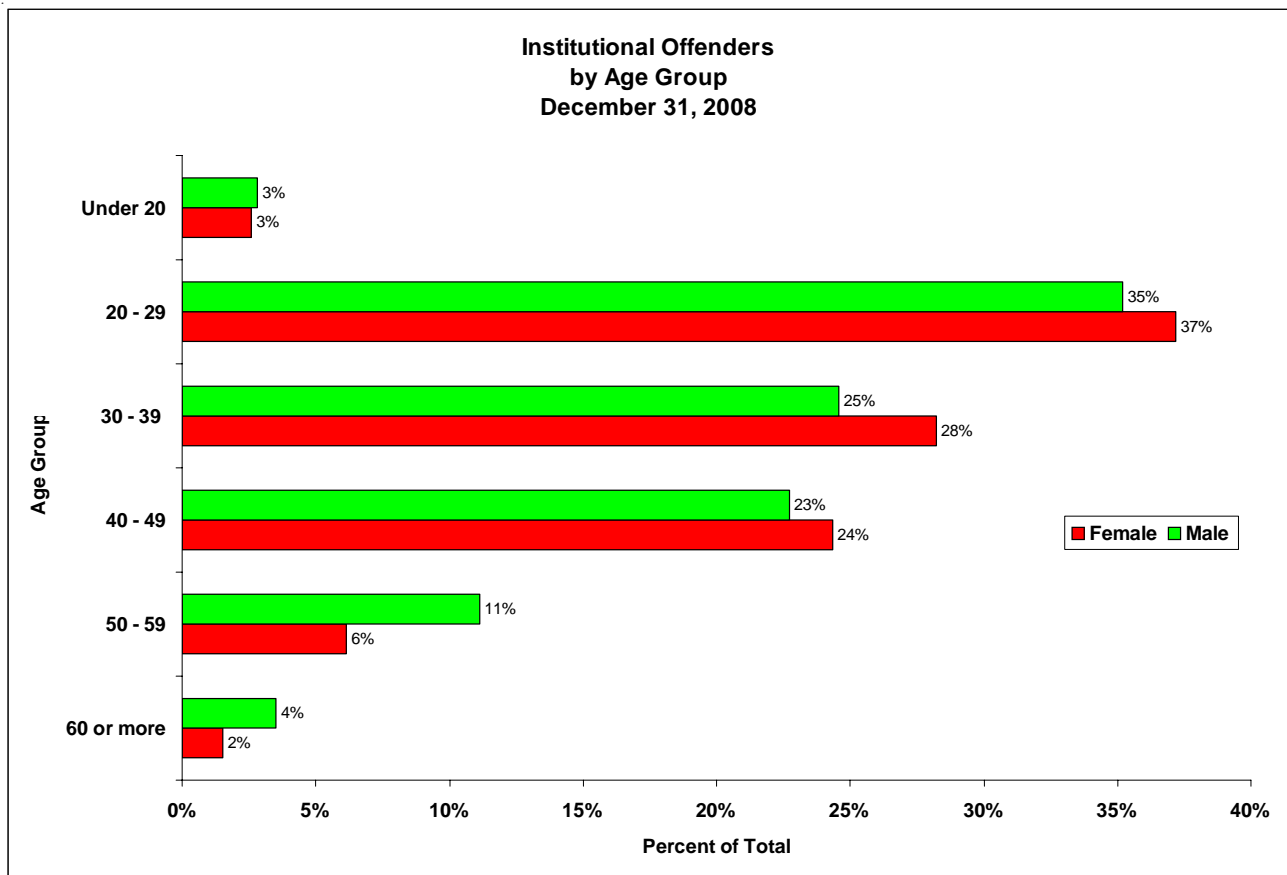
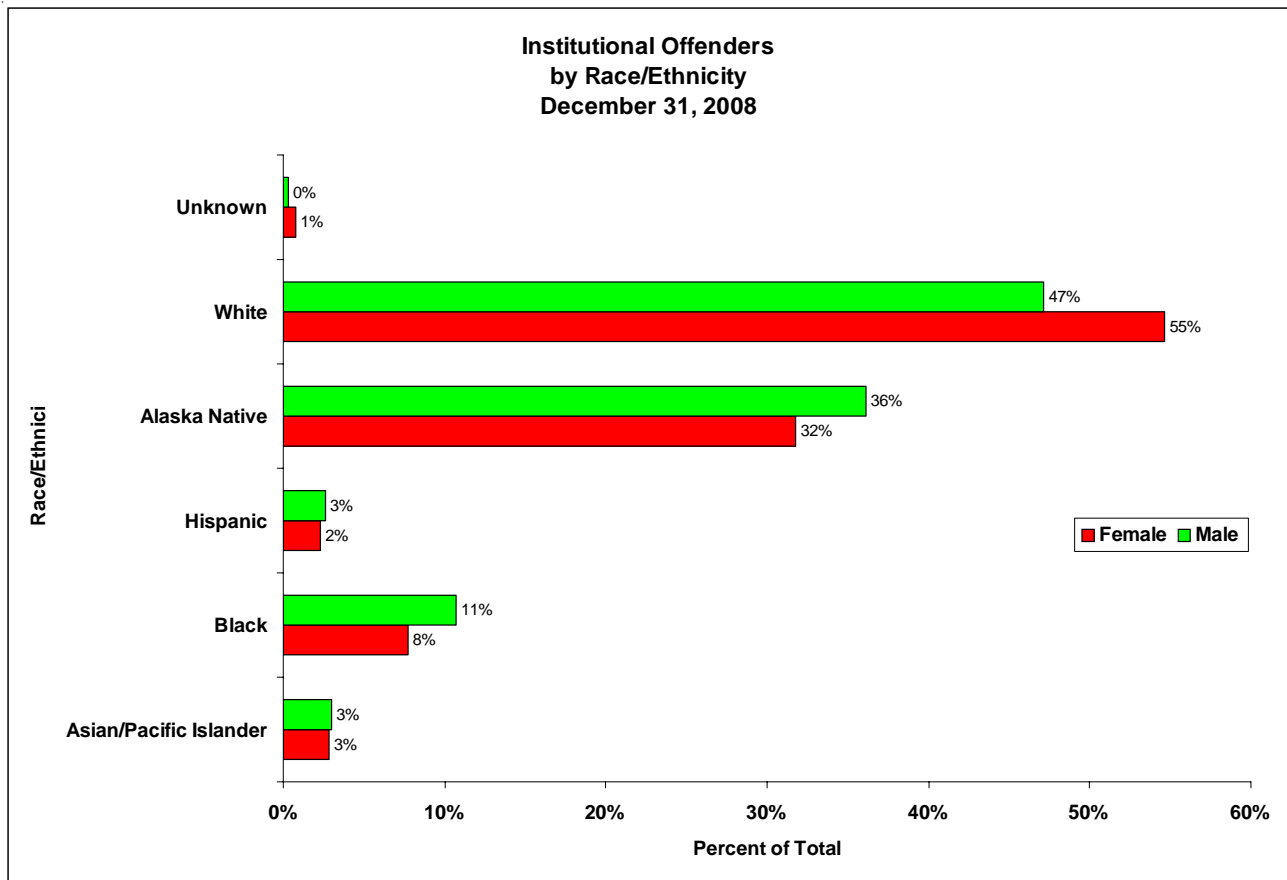
Age Group (Years)	Females					Males					All Offenders				
	2008	2007	2006	2005	2004	2008	2007	2006	2005	2004	2008	2007	2006	2005	2004
19 and Under	10	15	13	12	14	109	114	98	105	116	119	129	111	117	130
20-24	67	74	62	53	47	613	637	672	672	632	680	711	734	725	679
25-29	78	65	65	57	48	754	724	660	574	522	832	789	725	631	570
30-34	58	67	62	61	47	475	495	510	503	494	533	562	572	564	541
35-39	52	74	50	48	51	481	514	513	533	505	533	588	563	581	556
40-44	47	74	58	77	51	460	552	567	566	501	507	626	625	643	552
45-49	48	54	64	46	33	423	470	454	439	392	471	524	518	485	425
50-54	15	26	17	17	7	278	262	245	229	209	293	288	262	246	216
55-59	9	13	5	8	4	155	142	136	133	111	164	155	141	141	115
60-64	4	3	3	1	1	72	74	60	61	63	76	77	63	62	64
65 and over	2	3	3	3	3	64	50	52	33	38	66	53	55	36	41
Total	390	468	402	383	306	3884	4034	3967	3848	3583	4274	4502	4369	4231	3889

<i>Mean Age</i>	35.02	36.55	36.41
<i>Median Age</i>	33.64	34.91	34.71

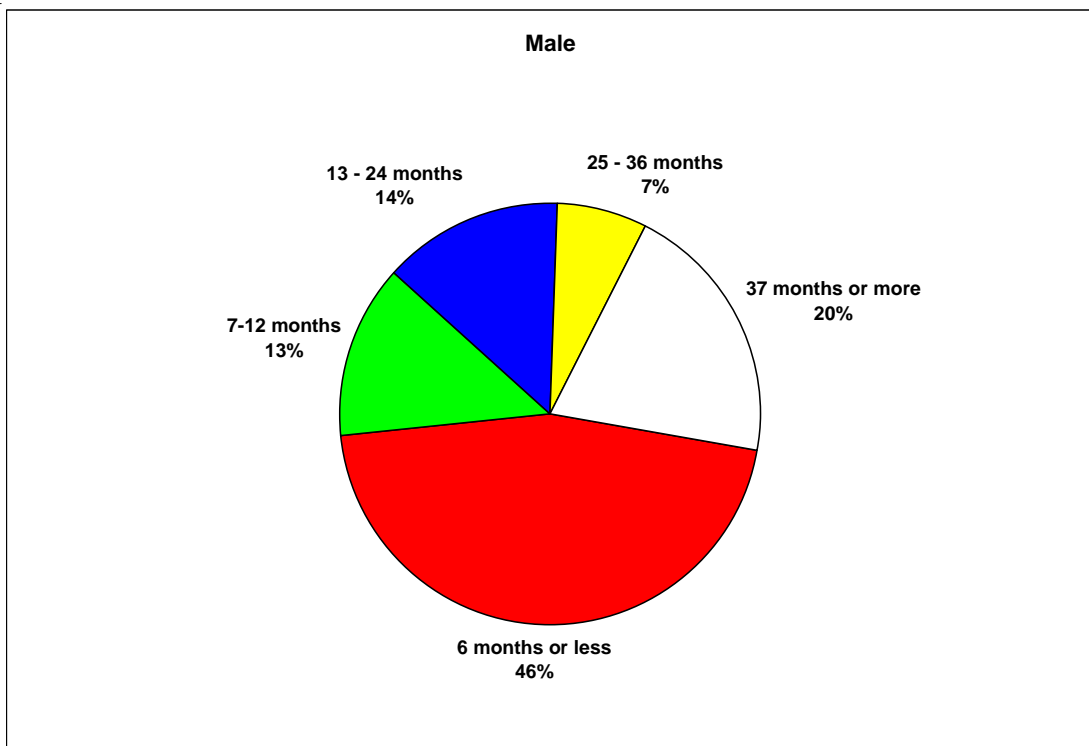
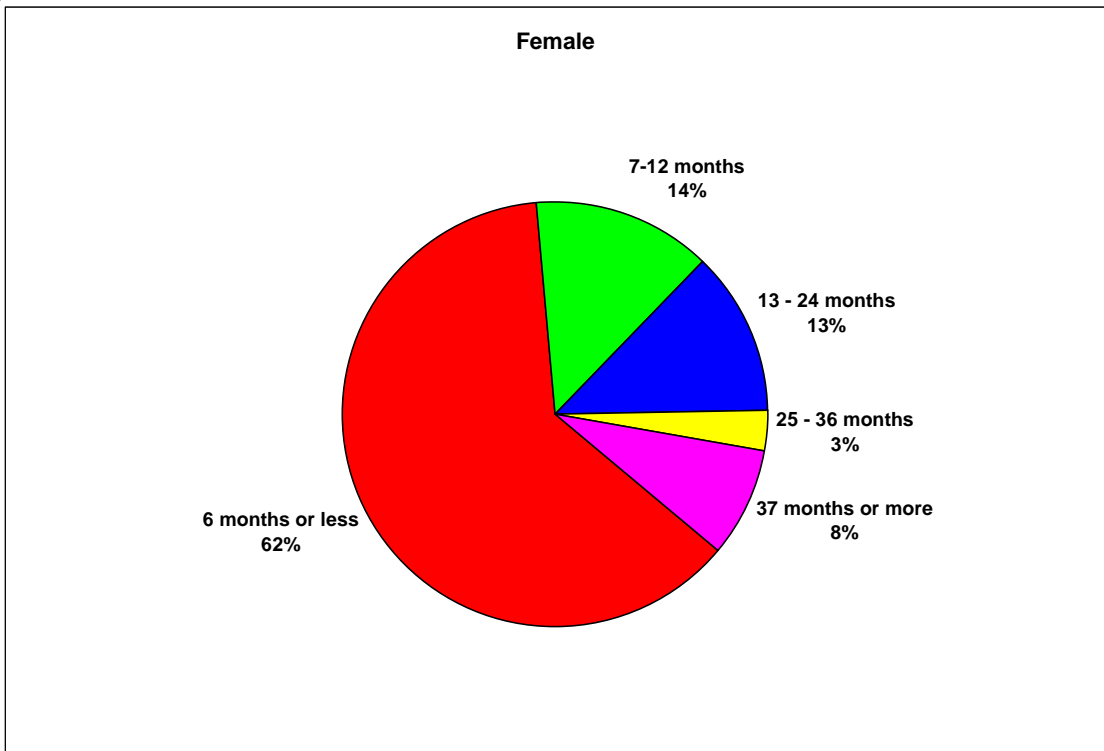
*includes a small number of Native Americans not indigenous to Alaska

Length of Time from Admissions for Offenders in Institutions
December 31, 2008

Months In	Females	Males	Total
6months or less	244	1767	2011
7 months - 12 months	53	524	577
13 months - 24 mon	49	539	588
25 months 36 months	11	269	280
37 months or more	33	785	818
Total	390	3884	4274
<i>Mean Length (months)</i>	13.07	25.57	24.43
<i>Median Length (months)</i>	3.00	8.00	8.00



Length of Time from Admission Institutional Offenders by Sex December 31, 2008



**Offense Classifications of Offenders in Institutions
December 31, 2008**

Offense Level	Female	Male	Total	Pct
Felony	308	3398	3,706	86.7%
Misdemeanor	81	486	567	13.3%
Violation	1	-	1	0.0%
Total	390	3,884	4,274	100.0%

Alcohol

Attempt to Furnish Liquor to a Minor	-	1	1	
Drinking in Public	-	1	1	
Driving While Intoxicated	9	54	63	
Drunk Person on Licensed Premises	-	2	2	
Felony DWI - 2+ Priors w/in 5 Yrs	23	184	207	
Felony Refusal of Chem Test- 2+ Priors	-	9	9	
Furnish Alcohol to a Minor	-	5	5	
Illegal Liquor - Make, Possess, Sell	-	2	2	
License or Permit Required	-	1	1	
Minor Consuming/Possessing Alcohol	1	2	3	
Persons Under 21 on Alcohol Premises	-	1	1	
Prohibition of Importation after Election	1	1	2	
Refuse to Submit to Chem Test	-	1	1	
Total	34	264	298	7.0%

Drugs

Attempted Drugs 2	3	15	18	
Attempted Drugs 3	-	3	3	
Misconduct - Controlled Substance 1	1	5	6	
Misconduct - Controlled Substance 2	9	59	68	
Misconduct - Controlled Substance 3	11	57	68	
Misconduct - Controlled Substance 4	35	107	142	
Misconduct - Controlled Substance 5	1	1	2	
Total	60	247	307	7.2%

Person

Assault 1	7	92	99	
Assault 2	5	117	122	
Assault 3	16	176	192	
Assault 4	10	122	132	
Assault	7	33	40	
Attempted Assault 1	-	1	1	
Attempted Murder 1	1	46	47	
Attempted Murder 2	-	2	2	
Attempted Robbery 1	-	2	2	
Child Abuse	1	-	1	
Coercion	-	6	6	
Conspiracy Murder 1	-	3	3	
Conspiracy Robbery 1	2	1	3	
Contributing to Delinquency of Minor	-	1	1	
Criminally Negligent Homicide	-	4	4	
Custodial Interference 1	-	1	1	
DV Assault	3	16	19	

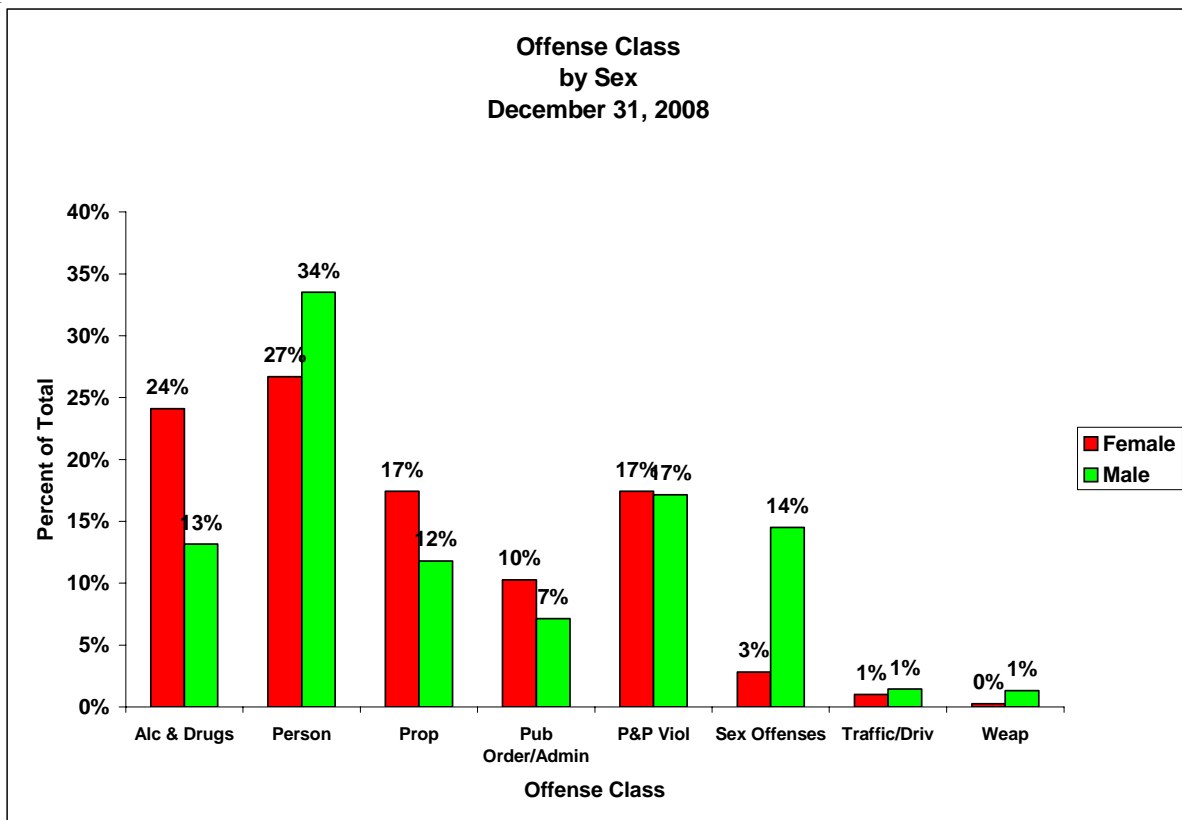
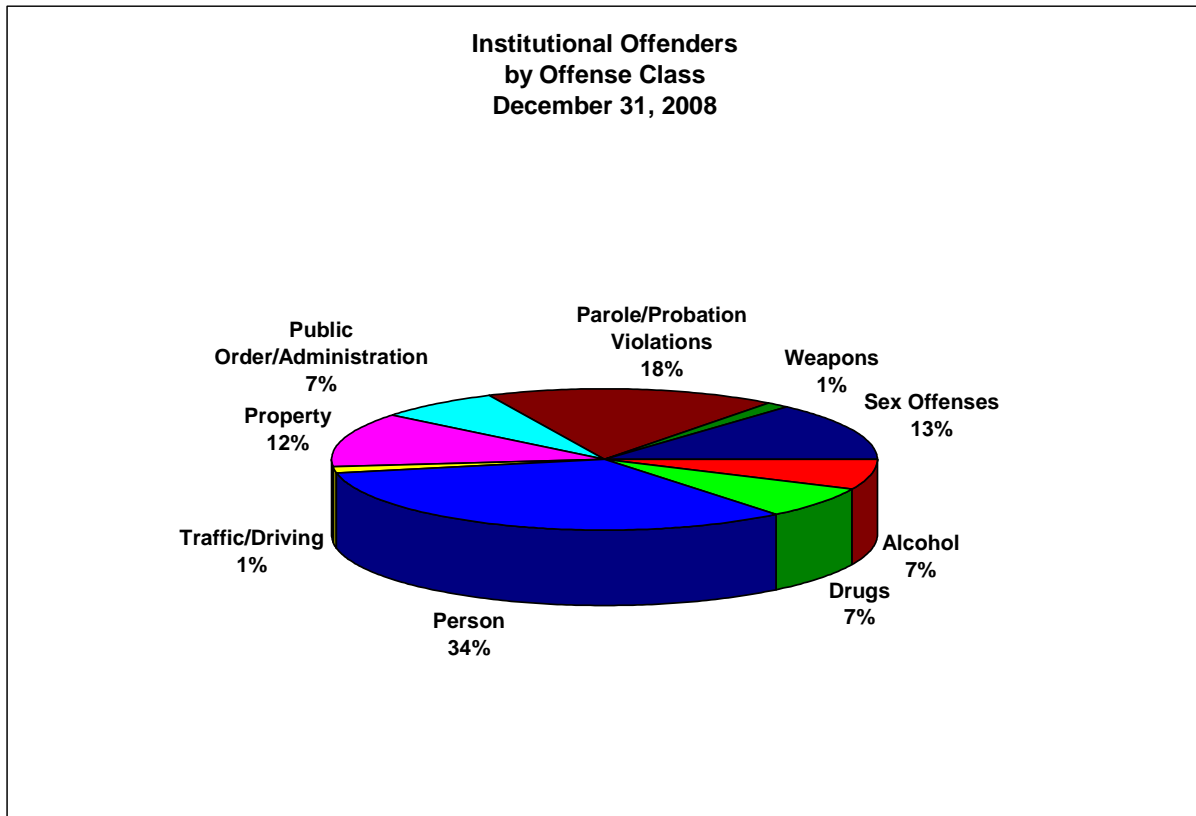
Person	Female	Male	Total	Pct
Endanger Vulnerable Adult 1	-	1	1	
Endanger Welfare Minor 1	2	-	2	
Kidnapping	1	51	52	
Manslaughter	12	47	59	
Murder 1	12	233	245	
Murder 2	15	184	199	
Reckless Endangerment	1	5	6	
Robbery 1	9	112	121	
Robbery 2	-	42	42	
Robbery	-	2	2	
Stalking 1	-	1	1	
Total	104	1,301	1,405	32.9%
Property				
Arson 1	1	9	10	
Arson 2	-	3	3	
Attempted Arson 1	-	2	2	
Attempted Burglary 1	-	4	4	
Attempted Forgery 1	1	-	1	
Attempted Forgery 2	-	1	1	
Attempted Fraud	-	1	1	
Attempted Issue Bad Checks	-	1	1	
Attempted Theft 2	1	-	1	
Attempted Theft 3	-	1	1	
Attempted Vehicle Theft 1	-	2	2	
Burglary 1	6	94	100	
Burglary 2	2	36	38	
Conceal Merch - <\$50	-	1	1	
Conceal Merch - Value \$500+	-	2	2	
Criminal Impersonation 1	-	3	3	
Criminal Mischief 1	-	1	1	
Criminal Mischief 2	-	2	2	
Criminal Mischief 3	1	22	23	
Criminal Mischief 4	1	5	6	
Criminal Trespass 1	1	4	5	
Criminal Trespass 2	1	2	3	
Criminal Trespass	-	5	5	
Criminally Negligent Burning	1	-	1	
Forgery 1	-	2	2	
Forgery 2	4	12	16	
Fraud Use of Access Device Value \$500 - \$2,500	1	2	3	
Issuing Bad Check - Value \$50-\$499	-	1	1	
Issuing Bad Check - Value \$500-\$24,999	-	1	1	
Issuing Bad Check - Value >\$25,000	-	1	1	
Malicious Destruction of Property	-	1	1	
Obtain Credit Card by Fraud	-	1	1	
Scheme to Defraud	2	8	10	
Theft 1	6	4	10	
Theft 2	28	138	166	
Theft 3	3	8	11	
Theft 4	-	2	2	

Property	Female	Male	Total	Pct
Theft	-	1	1	
Theft by Shoplifting	4	5	9	
Unauthorized Entry	-	1	1	
Vehicle Tampering	-	2	2	
Vehicle Theft 1	4	65	69	
Vehicle Theft 2	-	3	3	
Total	68	459	527	12.3%

Public Order/Administration	Female	Male	Total	Pct
Bribery	-	1	1	
Contempt of Court	3	8	11	
Disorderly Conduct	2	8	10	
Eluding	-	2	2	
Escape 1	-	2	2	
Escape 2	-	25	25	
Escape 3	-	5	5	
Escape 4	-	5	5	
Failure to Satisfy Judgement	2	8	10	
Failure to Appear	8	43	51	
Failure to Comply	-	5	5	
Failure to Reg as Sex Offender 1	1	11	12	
Failure to Reg as Sex Offender 2	-	2	2	
Failure to Remand	-	1	1	
False Information	1	3	4	
Federal Offense	4	31	35	
Fugitive from Justice	-	15	15	
Harassment	-	1	1	
Hindering Prosecution 1	2	-	2	
Interfere w/ Report of DV Crime	-	1	1	
Interstate Custody Compact	-	1	1	
Leaving Scene of Accident	1	3	4	
Making a False Report	3	6	9	
Perjury	-	3	3	
Promoting Contraband 1	-	4	4	
Promoting Contraband 2	-	1	1	
Resist/Interfere Arrest	-	3	3	
Resist/Interfere Officer	1	4	5	
Tampering w/ Physical Evidence	-	11	11	
Tampering w/ Witness 1	-	1	1	
Unlawful Contact 1	-	1	1	
Unlawful Evasion 1	3	3	6	
Urinating in Public	-	1	1	
Violate Conditions of Release	5	45	50	
Violate DV Restraining Order	3	13	16	
Violate Order to Submit to DNA Testing	1	-	1	
Total	40	277	317	7.4%

Parole/Probation Violations				
Parole Violation	8	157	165	
Probation Violation	60	509	569	
Total	68	666	734	17.2%

Non-Registerable Sex Offenses	Female	Male	Total	Pct
Indecent Exposure 2	-	1	1	
Practicing Prostitution	4	-	4	
Total	4	1	5	0.1%
Registerable Sex Offenses				
Attempted Sex Abuse 1	-	14	14	
Attempted Sex Abuse Minor 2	-	14	14	
Attempted Sex Abuse Minor 3	-	2	2	
Attempted Sex Assault 1	-	10	10	
Attempted Sex Assault 2	-	6	6	
Attempted Sex Assault 3	-	3	3	
Distribute Child Pornography	-	5	5	
Incest	-	1	1	
Indecent Exposure 1	-	2	2	
Indecent Exposure 2	-	2	2	
Online Enticement of a Minor	-	1	1	
Possess Child Pornography	-	16	16	
Promote Prostitution 1	1	-	1	
Sex Abuse Minor 1	2	143	145	
Sex Abuse Minor 2	1	114	115	
Sex Abuse Minor 3	1	10	11	
Sex Assault 1	-	151	151	
Sex Assault 2	2	49	51	
Sex Assault 3	-	18	18	
Solicitation Sex Abuse 1	-	1	1	
Total	7	562	569	13.3%
Traffic/Driving				
Drive w/ License Canc/Susp/Revoked/Lim	4	24	28	
Drive without Valid Operator's License	-	3	3	
Fail to Stop at Direction of Officer 1	-	20	20	
Fail to Stop at Direction of Officer 2	-	3	3	
Improper Use of Regis/Title/Plates	-	1	1	
No MV Liability Insurance	-	2	2	
Reckless Driving	-	3	3	
Total	4	56	60	1.4%
Weapons				
Attempted Misconduct - Weapons 3	-	1	1	
Concealed Weapon	-	1	1	
Misconduct - Weapons 1	-	6	6	
Misconduct - Weapons 2	1	15	16	
Misconduct - Weapons 3	-	25	25	
Misconduct - Weapons 4	-	1	1	
Misconduct - Weapons 5	-	1	1	
Unlawful Discharge of Firearm	-	1	1	
Total	1	51	52	1.2%
Total All	390	3,884	4,274	100.0%



**Crime Classifications by Class/Sex/Ethnicity
for Offenders in Institutions
December 31, 2008**

Class/Sex	Ethnicity	Count	Percent
Alcohol			
Females	Asian	1	0.3%
	Black	1	0.3%
	Caucasian	17	5.7%
	Hispanic	1	0.3%
	Ak Native	12	4.0%
	Unknown	2	0.7%
Males	Asian	7	2.3%
	Black	14	4.7%
	Caucasian	157	52.7%
	Hispanic	8	2.7%
	Ak Native	78	26.2%
	Total	298	100.0%

Drugs			
Females	Asian	1	0.3%
	Black	6	2.0%
	Caucasian	44	14.3%
	Hispanic	0	0.0%
	Ak Native	9	2.9%
Males	Asian	7	2.3%
	Black	50	16.3%
	Caucasian	157	51.1%
	Hispanic	4	1.3%
	Ak Native	28	9.1%
	Unknown	1	0.3%
Total	307	100.0%	

Person			
Females	Asian	2	0.1%
	Black	7	0.5%
	Caucasian	46	3.3%
	Hispanic	2	0.1%
	Ak Native	47	3.3%
Males	Asian	53	3.8%
	Black	155	11.0%
	Caucasian	580	41.3%
	Hispanic	36	2.6%
	Ak Native	475	33.8%
	Unknown	2	0.1%
Total	1,405	100.0%	

Class/Sex Property	Ethnicity	Count	Percent
Females	Asian	1	0.2%
	Black	7	1.3%
	Caucasian	45	8.5%
	Hispanic	3	0.6%
	Ak Native	11	2.1%
	Unknown	1	0.2%
Males	Asian	9	1.7%
	Black	39	7.4%
	Caucasian	261	49.5%
	Hispanic	10	1.9%
	Ak Native	138	26.2%
	Unknown	2	0.4%
	Total	527	100.0%

Public Order/Administration

Females	Asian	3	0.9%
	Black	5	1.6%
	Caucasian	14	4.4%
	Hispanic	1	0.3%
	Ak Native	17	5.4%
Males	Asian	14	4.4%
	Black	38	12.0%
	Caucasian	116	36.6%
	Hispanic	15	4.7%
	Ak Native	94	29.7%
	Total	317	100.0%

Parole/Probation Violations

Females	Asian	2	0.3%
	Black	3	0.4%
	Caucasian	38	5.2%
	Hispanic	2	0.3%
	Ak Native	23	3.1%
Males	Asian	12	1.6%
	Black	76	10.4%
	Caucasian	283	38.6%
	Hispanic	9	1.2%
	Ak Native	284	38.7%
	Unknown	2	0.3%
Total	734	100.0%	

Non-Registerable Sex Offenses

Females	Caucasian	1	20.0%
	Ak Native	3	60.0%
Males	Ak Native	1	20.0%
Total	5	100.0%	

Class/Sex	Ethnicity	Count	Percent
Registerable Sex Offenses			
Females	Asian	1	0.2%
	Black	1	0.2%
	Caucasian	4	0.7%
	Ak Native	1	0.2%
Males	Asian	11	1.9%
	Black	25	4.4%
	Caucasian	223	39.2%
	Hispanic	9	1.6%
	Ak Native	288	50.6%
	Unknown	6	1.1%
	Total	569	100.0%
Traffic/Driving			
Females	Caucasian	3	5.0%
	Ak Native	1	1.7%
Males	Black	5	8.3%
	Caucasian	35	58.3%
	Hispanic	6	10.0%
	Ak Native	10	16.7%
	Total	60	100.0%
Weapons			
Females	Caucasian	1	1.9%
Males	Asian	4	7.7%
	Black	14	26.9%
	Caucasian	20	38.5%
	Hispanic	5	9.6%
	Ak Native	8	15.4%
	Total	52	100.0%
	Total All	4,274	100.0%

Community Residential Centers (CRC's)

CRC Facility Address List

CRC	Address	City	Zip	Phone
Akeela House	2804 Bering St.	Anchorage	99503	561-1200
Clitheroe Center	P.O. Box 190567	Anchorage	99519	276-2898
Cordova Center	130 Cordova St.	Anchorage	99501	274-1022
Glacier Manor	5597 Aisek	Juneau	99801	780-3020
Glennwood Center	835 D St.	Anchorage	99501	277-4501
Maniilaq	PO Box 256	Kotzebue	99752	442-7640
Midtown Center	2507 Eide St.	Anchorage	99503	222-6502
Northstar Center	PO Box 80670	Fairbanks	99708	474-4955
Parkview Center	831 B St.	Anchorage	99501	272-1641
Phillips Ayagnirvik Treatment Center	PO Box 528	Bethel	99559	543-6735
Ralph Perdue Center	3100 S Cushman St.	Fairbanks	99701	456-7819
Seaside Center	PO Box 2129	Nome	99762	443-6390
Tundra Center	PO Box 485	Bethel	99559	543-3414

Notes:

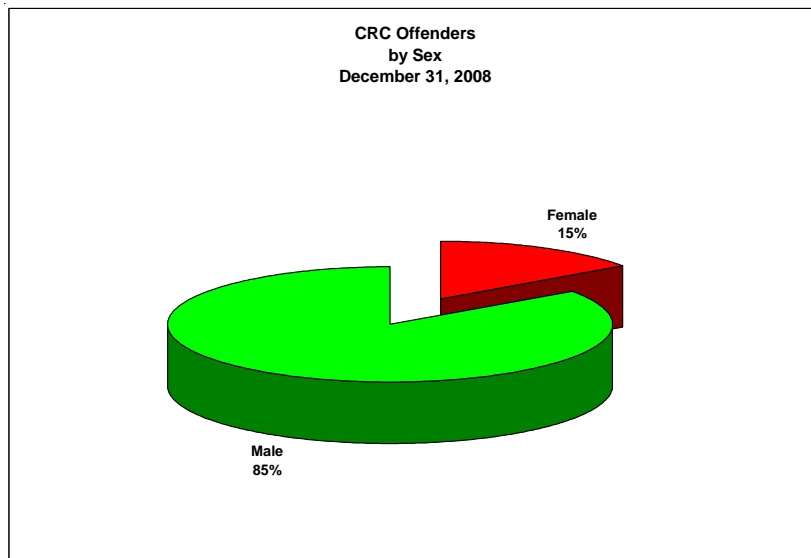
Includes information about all offenders incarcerated in CRC's and treatment centers as well as those under electronic monitoring and those who are monitored by CRC's offsite who are entered into the OTIS database.

Consists of a snapshot of offenders incarcerated and entered into the OTIS database on or before December 31, 2008.

Alaska Native race category includes a small number of Native Americans not indigenous to Alaska.

Information about offenses is the most serious charge only.

Offense classes are semi-arbitrary.



Number of Offenders in Community Residential Centers
December 31, 2004 - 2008

CRCs	Females					Males					All Offenders				
	08	07	06	05	04	08	07	06	05	04	08	07	06	05	04
Akeela House	1	-	1	1	1	1	1	-	3	3	2	1	1	4	4
Aullaqisaatqigvik*	-	-	-	-	-	-	-	-	-	4	-	-	-	-	4
Clitheroe Center	3	1	2	-	2	6	2	2	10	9	9	3	4	10	11
Cordova Center	28	23	23	19	23	93	83	41	123	138	121	106	64	142	161
Glacier Manor	11	7	3	11	8	44	50	35	39	49	55	57	38	50	57
Glennwood Center	9	7	8	8	12	59	57	43	33	43	68	64	51	41	55
Safe Harbor/Hope House*	-	-	1	1	1	-	-	1	2	1	-	-	2	3	2
Kar House*	-	-	-	-	1	-	-	-	-	2	-	-	-	-	3
Maniilaq	-	-	-	-	-	-	-	-	1	-	-	-	-	1	-
Midtown Center	-	-	-	-	-	35	29	-	12	28	35	29	-	12	28
Northstar Center	6	9	9	13	10	74	67	41	64	47	80	76	50	77	57
Parkview Center	-	-	-	-	-	98	113	95	71	69	98	113	95	71	69
Philips Treatment Center	-	-	-	-	-	-	-	-	1	1	-	-	-	1	1
Ralph Perdue Center	-	-	-	1	-	-	-	2	3	3	-	-	2	4	3
Seaside Center	13	6	9	6	7	37	29	28	42	40	50	35	37	48	47
Tundra Center	1	3	2	5	8	52	40	36	47	43	53	43	38	52	51
<i>Total</i>	<i>72</i>	<i>56</i>	<i>58</i>	<i>65</i>	<i>73</i>	<i>499</i>	<i>471</i>	<i>324</i>	<i>451</i>	<i>480</i>	<i>571</i>	<i>527</i>	<i>382</i>	<i>516</i>	<i>553</i>
Special Offsite Programs															
Anchorage Elect Monitor	32	25	29	15	20	95	73	127	68	70	127	98	156	83	90
Anchorage CRC Monitor	-	1	-	-	2	1	1	1	2	8	1	2	1	2	10
Fairbanks Elect Monitor	8	9	6	5	1	26	25	12	2	12	34	34	18	7	13
Fairbanks CRC Monitor	-	-	-	-	-	-	1	-	1	4	-	1	-	1	4
Kenai Elect Monitor	1	2	-	-	-	6	2	-	-	-	7	4	-	-	-
Ketchikan Elect Monitor	-	2	-	-	-	-	2	1	-	3	-	4	1	-	3
<i>Total</i>	<i>41</i>	<i>39</i>	<i>35</i>	<i>20</i>	<i>23</i>	<i>128</i>	<i>104</i>	<i>141</i>	<i>73</i>	<i>97</i>	<i>169</i>	<i>143</i>	<i>176</i>	<i>93</i>	<i>120</i>
Total All	113	95	93	85	96	627	575	465	524	577	740	670	558	609	673

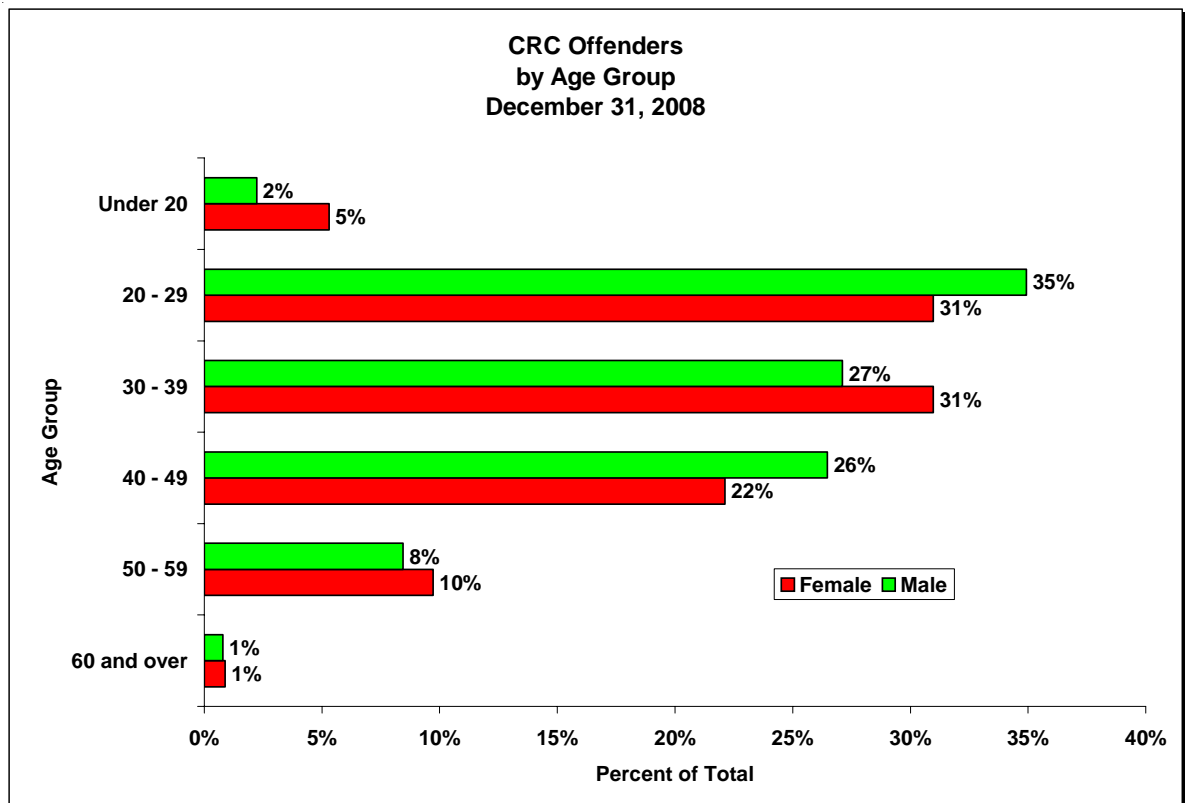
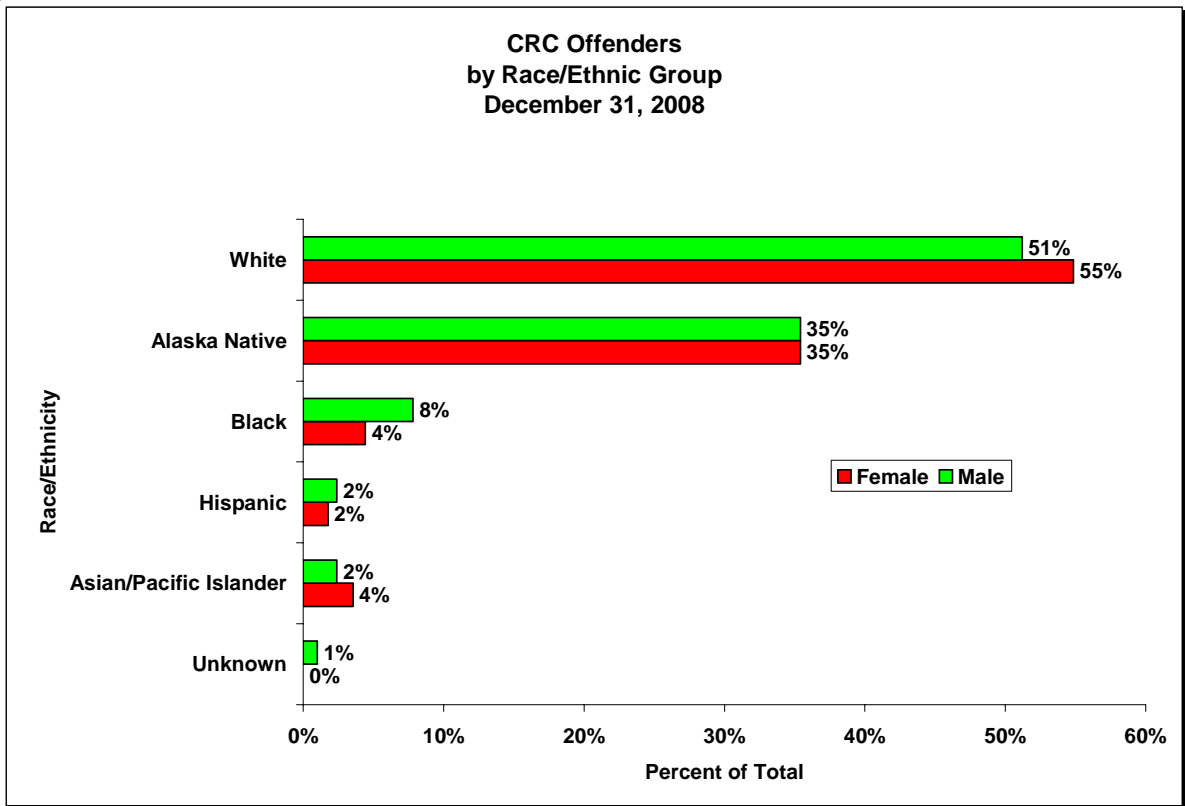
* Not currently operational

**Demographic Information for Offenders in Community Residential Centers
December 31, 2004-2008**

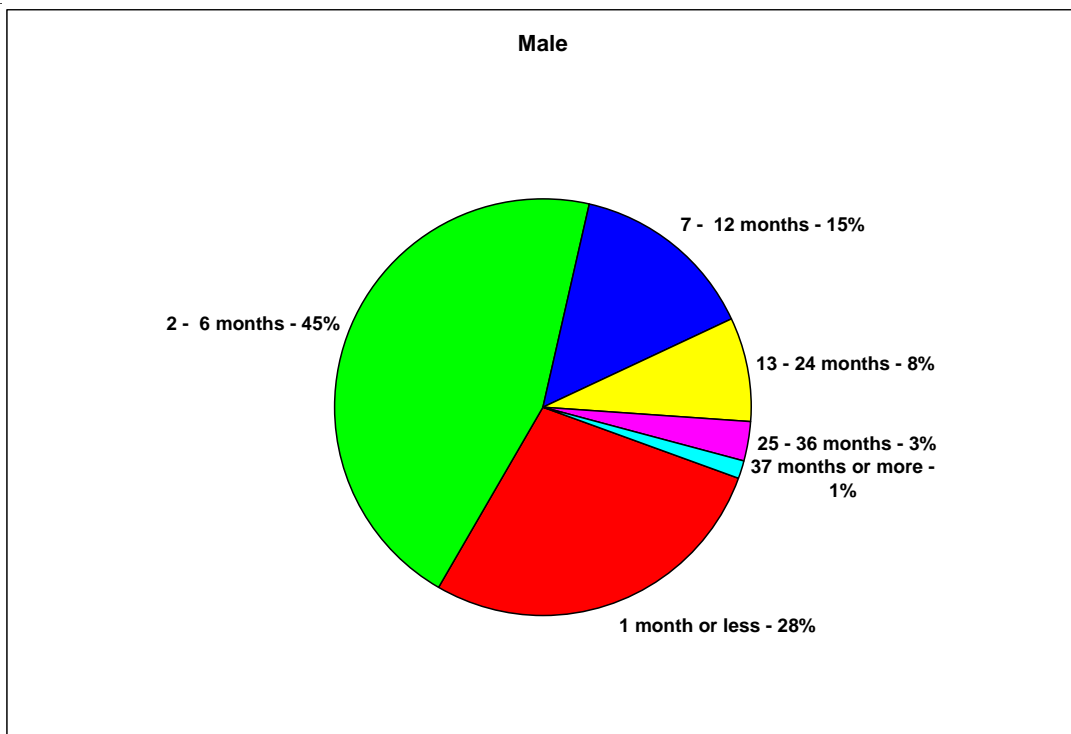
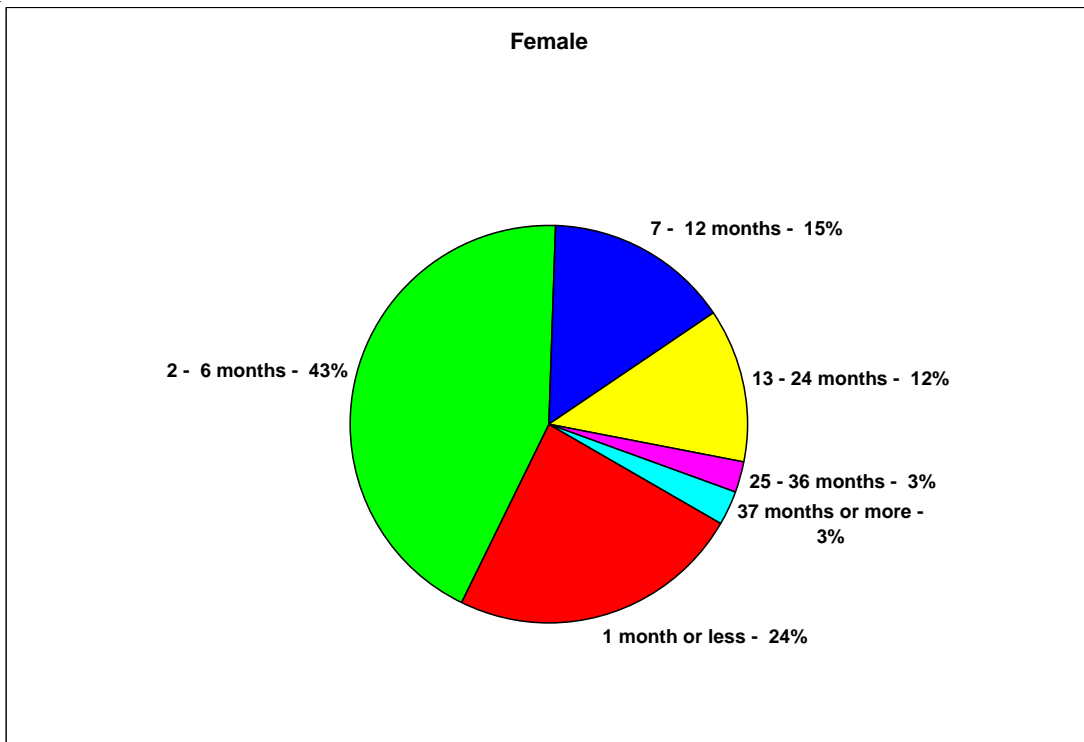
Ethnicity	Females					Males					All Offenders				
	08	07	06	05	04	08	07	06	05	04	08	07	06	05	04
Asian/Pac Island	4	2	1	0	1	17	14	12	17	14	21	16	13	17	15
Black	5	7	9	7	7	49	39	45	46	50	54	46	54	53	57
Hispanic	2	1	1	3	0	15	7	9	22	17	17	8	10	25	17
AK Native	40	34	34	34	47	222	223	204	200	224	262	257	238	234	271
Caucasian	62	50	46	40	40	321	289	193	237	272	383	339	239	277	312
Unknown	0	1	2	1	1	3	3	2	2	1	3	4	4	3	2
Total	113	95	93	85	95	627	575	465	524	577	740	670	558	609	672
19 and Under	6	3	3	3	4	14	8	14	11	19	20	11	17	14	23
20-24	18	10	13	12	11	103	107	57	87	87	121	117	70	99	98
25-29	17	20	15	17	11	116	116	82	85	87	133	136	97	102	98
30-34	17	11	8	11	15	94	77	73	83	89	111	88	81	94	104
35-39	18	11	16	11	15	76	82	60	75	99	94	93	76	86	114
40-44	13	14	20	15	19	86	70	76	75	82	99	84	96	90	101
45-49	12	16	11	12	16	80	60	63	65	68	92	76	74	77	84
50-54	7	5	5	1	3	36	34	22	29	34	43	39	27	30	37
55-59	4	2	2	2	0	17	16	10	8	6	21	18	12	10	6
60-64	1	2	0	0	1	5	5	6	3	3	6	7	6	3	4
65 and over	0	1	0	1	1	0	0	2	3	4	0	1	2	4	5
Total	113	95	93	85	96	627	575	465	524	578	740	670	558	609	674
<i>Mean Age (yrs)</i>	<i>35.34</i>					<i>35.67</i>					<i>35.62</i>				
<i>Median Age (yrs)</i>	<i>34.48</i>					<i>34.27</i>					<i>34.30</i>				

**Length of time from admission
for Offenders in Community Residential Centers
December 31, 2008**

Months In	Females	Males	All Offenders
1 month or less	27	175	202
2 months - 6 months	49	283	332
7 months - 12 months	17	91	108
13 months - 24 months	14	51	65
25 months - 36 months	3	18	21
37 months or more	3	9	12
Total	113	627	740
<i>Mean Length (months)</i>	<i>6.66</i>	<i>8.13</i>	<i>7.90</i>
<i>Median Length (months)</i>	<i>3.00</i>	<i>3.00</i>	<i>3.00</i>



Length of Time from Admission
CRC Offenders by Sex
December 31,2008



**Offense Classifications of Offenders in Community Residential Centers
December 31, 2008**

Offense Level	Female	Male	Total	Pct
Felony	74	364	438	59.2%
Misdemeanor	35	259	294	39.7%
Violation	4	4	8	1.1%
Total	113	627	740	100.0%

Alcohol

Drinking in Public	-	1	1	
Driving While Intoxicated	14	54	68	
Felony DWI - 2+ Priors w/in 5 Yrs	14	80	94	
Felony Refusal of Chem Test- 2+ Priors	-	5	5	
Furnish Alcohol to a Minor	-	2	2	
License or Permit Required	-	1	1	
Manufacture, Sell, Offer for Sale	-	2	2	
Minor Consuming/Possessing Alcohol	4	6	10	
Prohibition of Importation after Election	1	1	2	
Refuse Chemical Test	-	2	2	
Send/Bring Alcohol to Dry Area	1	-	1	
Total	34	154	188	25.4%

Drugs

Attempted MICS2	-	3	3	
Attempted MICS4	1	-	1	
Misconduct - Controlled Substance 2	3	10	13	
Misconduct - Controlled Substance 3	6	7	13	
Misconduct - Controlled Substance 4	9	25	34	
Misconduct - Controlled Substance 5	-	2	2	
Misconduct - Controlled Substance 6	-	1	1	
Total	19	48	67	9.1%

Person

Assault 1	-	3	3	
Assault 2	-	9	9	
Assault 3	2	17	19	
Assault 4	6	67	73	
Assault	1	19	20	
Attempted Murder 1	-	1	1	
Child Abuse	-	1	1	
Contributing to the Delinquency Minor	-	3	3	
Criminal Nonsupport	-	1	1	
Criminally Negligent Homicide	2	-	2	
DV Assault	-	11	11	
Endanger Welfare Minor 1	-	1	1	
Kidnapping	-	1	1	
Manslaughter	-	2	2	
Murder 1	-	3	3	
Murder 2	-	1	1	
Reckless Endangerment	-	3	3	

Person	Female	Male	Total	Pct
Robbery 1	1	10	11	
Robbery 2	1	3	4	
Total	13	156	169	22.8%

Property

Attempted Theft 1	-	1	1	
Attempted Vehicle Theft 1	-	2	2	
Burglary 1	1	14	15	
Burglary 2	-	3	3	
Criminal Impersonation	-	1	1	
Criminal Mischief 3	-	3	3	
Criminal Mischief 4	1	3	4	
Criminal Mischief 5	-	1	1	
Criminal Trespass 1	-	2	2	
Criminal Trespass 2	1	2	3	
Criminal Trespass	-	1	1	
Forgery 1	-	1	1	
Forgery 2	4	5	9	
Fraud Use of Access Device	-	2	2	
Issuing Bad Check - \$500-\$24,999	1	-	1	
Scheme to Defraud	-	2	2	
Theft 1	1	1	2	
Theft 2	11	26	37	
Theft 3	1	9	10	
Theft by Shoplifting	1	5	6	
Vehicle Theft 1	1	16	17	
Total	23	100	123	16.6%

Public Order/Administration

Contempt of Court	1	1	2	
Disorderly Conduct	-	3	3	
Failure to Satisfy Judgement	-	2	2	
Failure to Appear	-	1	1	
Failure to Comply	-	3	3	
False Information	-	1	1	
Federal Offense - INS	-	1	1	
Fugitive from Justice	1	-	1	
Harassment	-	1	1	
Hinder Prosecution 1	1	-	1	
Leaving Scene of Accident	3	3	6	
Making a False Report	2	2	4	
Medical Assistance Fraud	1	1	2	
Promote Contraband 2	-	1	1	
Resist/Interfere with Arrest	-	3	3	
Resist/Interfere with Officer	-	2	2	
Tampering with Physical Evidence	-	2	2	
Violate Conditions of Release	-	12	12	
Violate DV Restraining Order	-	2	2	
Total	9	41	50	6.8%

Parole/Probation Violations

Parole Violation	10	13	23	
Probation Violation	-	79	79	
Total	10	92	102	13.8%

Non-Registerable Sex Offenses

Family Violence	-	1	1	
Practicing Prostitution	2	-	2	
Total	2	1	3	0.4%

Registerable Sex Offenses

	Female	Male	Total	Pct
Sex Assault 2	-	2	2	
Total	-	2	2	0.3%

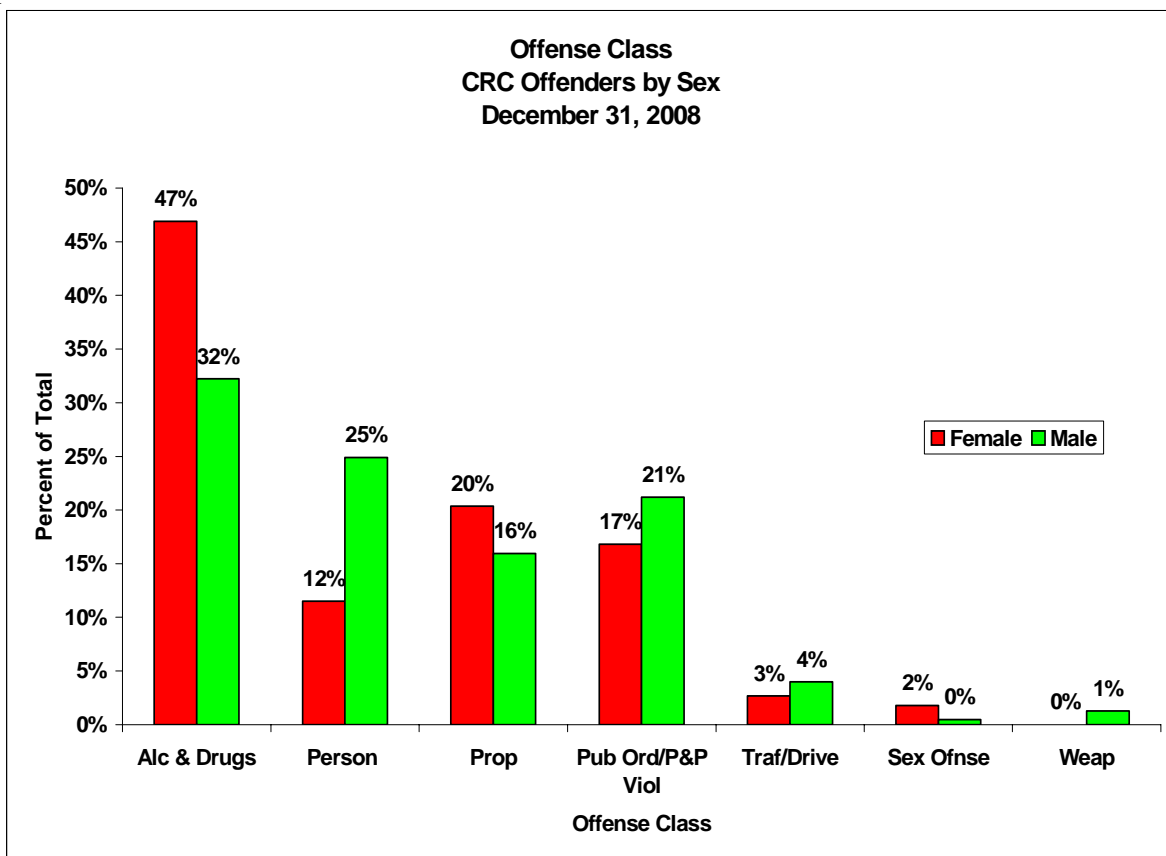
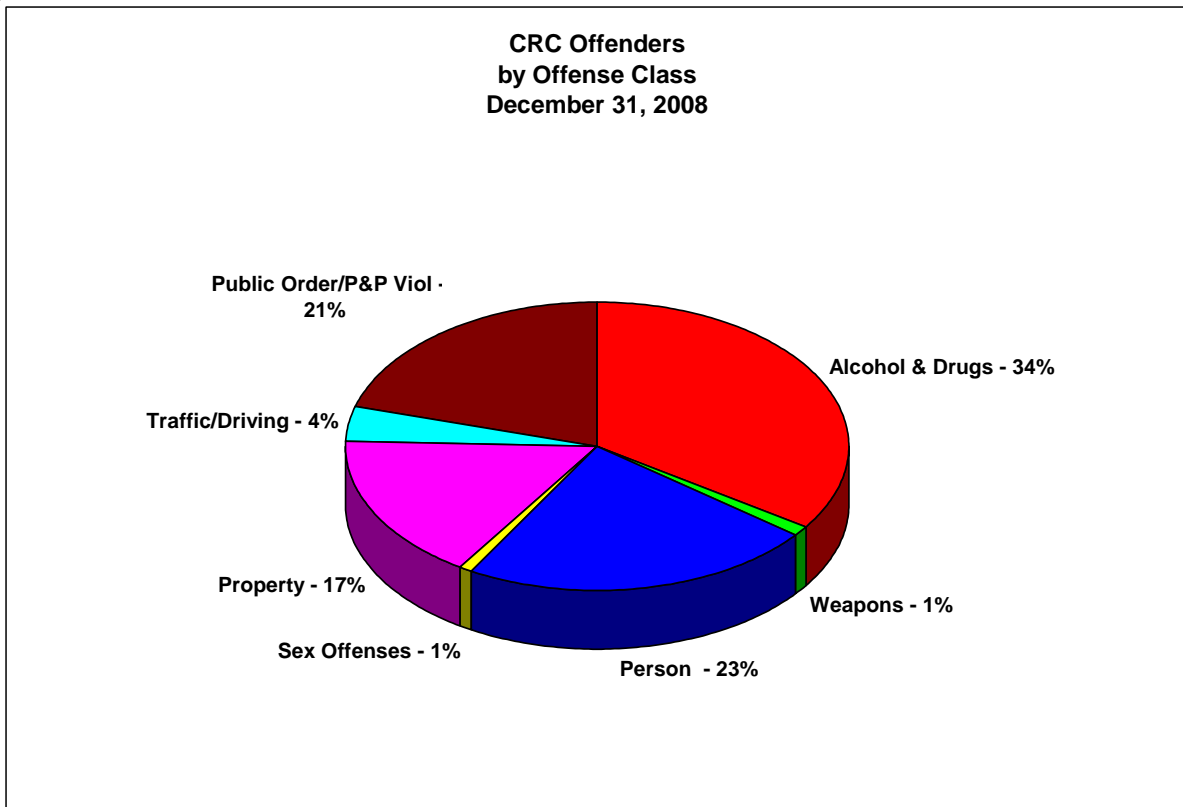
Traffic/Driving

Drive w/ License Canc/Susp/Rev/Lim	1	14	15	
Driving w/o Valid Operators License	-	6	6	
Fail to Stop at Direction of Officer 1	2	4	6	
Reckless Driving	-	1	1	
Total	3	25	28	3.8%

Weapons

Misconduct - Weapons 2	-	3	3	
Misconduct - Weapons 3	-	4	4	
Misconduct - Weapons 4	-	1	1	
Total	-	8	8	1.1%

Total All	113	627	740	100.0%
------------------	------------	------------	------------	---------------



**Crime Classifications by Class/Sex/Ethnicity
for Offenders in CRC's
December 31, 2008**

Class/Sex	Ethnicity	Count	Percent
Alcohol			
Females	Asian	0	0.0%
	Black	1	0.5%
	White	18	9.6%
	Hispanic	1	0.5%
	AK Native	14	7.4%
Males	Asian	3	1.6%
	Black	6	3.2%
	White	97	51.6%
	Hispanic	3	1.6%
	AK Native	45	23.9%
	Total	188	100.0%
Drugs			
Females	Asian	1	1.5%
	Black	0	0.0%
	White	15	22.4%
	Hispanic	0	0.0%
	AK Native	3	4.5%
Males	Asian	1	1.5%
	Black	6	9.0%
	White	32	47.8%
	Hispanic	2	3.0%
	AK Native	6	9.0%
	Unknown	1	1.5%
	Total	67	100.0%
Person			
Females	Asian	1	0.6%
	Black	0	0.0%
	White	4	2.4%
	Hispanic	1	0.6%
	AK Native	7	4.1%
Males	Asian	6	3.6%
	Black	17	10.1%
	White	46	27.2%
	Hispanic	5	3.0%
	AK Native	82	48.5%
	Total	169	100.0%

Class/Sex	Ethnicity	Count	Percent
Property			
Females	Asian	0	0.0%
	Black	2	1.6%
	White	15	12.2%
	Hispanic	0	0.0%
	AK Native	6	4.9%
Males	Asian	5	4.1%
	Black	11	8.9%
	White	59	48.0%
	AK Native	24	19.5%
	Unknown	1	0.8%
	Total	123	100.0%
Pub Order/Administration			
Females	Asian	2	4.0%
	Black	1	2.0%
	White	5	10.0%
	Hispanic	0	0.0%
	AK Native	1	2.0%
Males	Asian	0	0.0%
	Black	1	2.0%
	White	22	44.0%
	Hispanic	2	4.0%
	AK Native	16	32.0%
	Total	50	100.0%
Parole/Probation Violations			
Females	Asian	0	0.0%
	Black	1	1.0%
	White	3	2.9%
	Hispanic	0	0.0%
	AK Native	6	5.9%
Males	Asian	0	0.0%
	Black	7	6.9%
	White	42	41.2%
	Hispanic	2	2.0%
	AK Native	41	40.2%
	Total	102	100.0%
Non-Registerable Sex Offenses			
Females	Asian	0	0.0%
	Black	0	0.0%
	White	1	33.3%
	Hispanic	0	0.0%
	AK Native	1	33.3%

Class/Sex	Ethnicity	Count	Percent
Non-Registerable Sex Offenses			
Males	Asian	0	0.0%
	Black	1	33.3%
	White	0	0.0%
	Hispanic	0	0.0%
	AK Native	0	0.0%
	Total	3	100.0%
Registerable Sex Offenses			
Females	Asian	0	0.0%
	Black	0	0.0%
	White	0	0.0%
	Hispanic	0	0.0%
	AK Native	0	0.0%
	Males	Asian	0
Black		0	0.0%
White		0	0.0%
Hispanic		0	0.0%
AK Native		2	100.0%
Total		2	100.0%
Traffic/Driving			
Females	Asian	0	0.0%
	Black	0	0.0%
	White	1	3.6%
	Hispanic	0	0.0%
	AK Native	2	7.1%
	Males	Asian	1
Black		0	0.0%
White		20	71.4%
Hispanic		0	0.0%
AK Native		4	14.3%
Total		28	100.0%
Weapons			
Females	Asian	0	0.0%
	Black	0	0.0%
	White	0	0.0%
	Hispanic	0	0.0%
	AK Native	0	0.0%
	Males	Asian	1
Black		0	0.0%
White		3	37.5%
Hispanic		1	12.5%
AK Native		2	25.0%
Unknown		1	12.5%
Total	8	100.0%	
Total All		740	100.0%

Focus 2008

Information About Groups of Particular Interest

Notes:

Includes information about all offenders incarcerated in Alaskan and out-of-state institutions, CRC's, treatment centers, and those under electronic monitoring and offsite supervision who are entered into the OTIS database.

Consists of a snapshots of offenders incarcerated and entered into the OTIS database on December 31, 2008.

Alaska Native race category includes a small number of Native Americans not indigenous to Alaska.

Information about offenses is the most serious charge only.

Offense classes are semi-arbitrary.

Alaska Natives

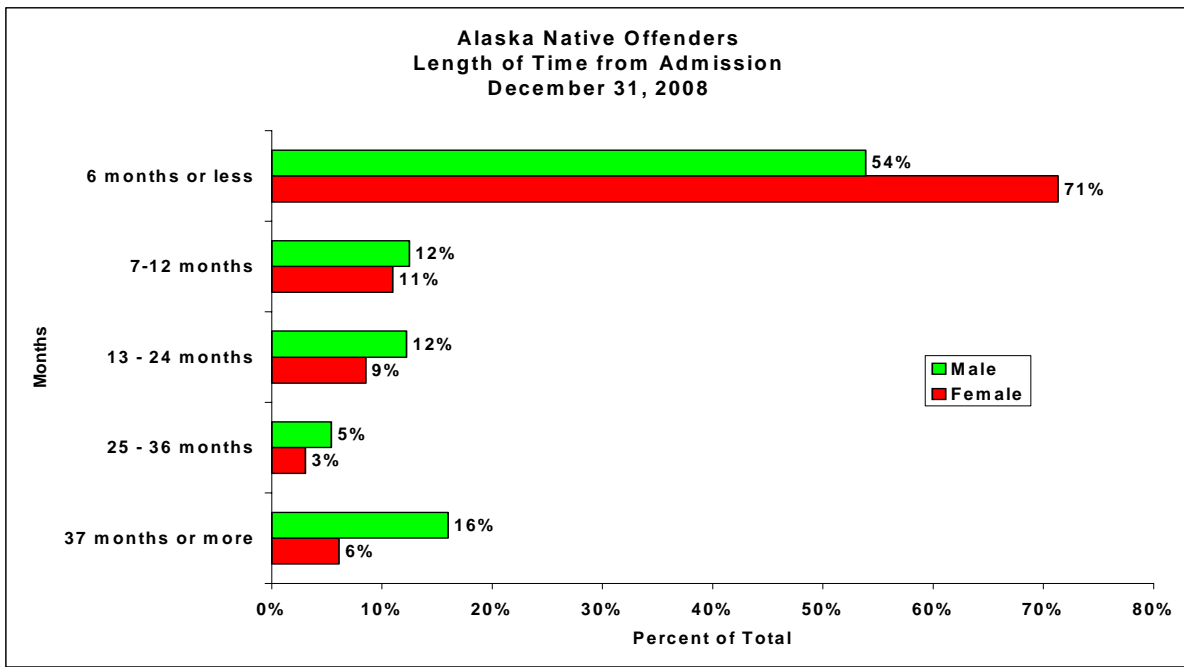
Notes:

Includes information about all offenders listed within the OTIS database as Indian or Alaska Native.

Includes information about a small number of Native Americans who are not indigenous to Alaska.

**Distribution of Alaska Natives
December 31, 2008**

In-State Institutions	Female	Male	Total
Anchorage CCE	3	119	122
Anchorage CCW	-	127	127
Anvil Mountain CC	3	77	80
Fairbanks CC	12	80	92
Hiland Mountain CC	94	-	94
Ketchikan CC	2	17	19
Lemon Creek CC	3	79	82
Mat-Su Pretrial	2	8	10
Palmer Minimum CC	-	63	63
Palmer Medium CC	-	81	81
Point MacKenzie CF	-	33	33
Spring Creek CC	-	206	206
Wildwood CC	-	93	93
Wildwood Pretrial	3	8	11
Yukon-Kuskokwim CC	2	104	106
<i>Total</i>	<i>124</i>	<i>1,095</i>	<i>1,219</i>
Out-of-State Institutions			
Red Rock CC - Arizona	-	307	307
Federal Bureau of Prisons	-	2	2
<i>Total</i>	<i>-</i>	<i>309</i>	<i>309</i>
CRC's			
Akeela House	-	1	1
Cordova Center	7	35	42
Glacier Manor	6	10	16
Glennwood Center	4	9	13
Midtown Center	-	13	13
North Star Center	2	31	33
Parkview Center	-	20	20
Seaside Center	13	35	48
Tundra Center	1	52	53
<i>Total</i>	<i>33</i>	<i>206</i>	<i>239</i>
Special Offsite Programs			
Anchorage Electronic Monitoring	5	13	18
Fairbanks Electronic Monitoring	2	3	5
<i>Total</i>	<i>7</i>	<i>16</i>	<i>23</i>
Total All	164	1,626	1,790



**Demographic Information for Alaska Native Offenders
December 31, 2008**

Age Group (Years)	Female	Male	Total
19 and Under	8	54	62
20 - 24	30	291	321
25 - 29	38	331	369
30 - 34	22	218	240
35 - 39	17	201	218
40 - 44	23	179	202
45 - 49	13	158	171
50 - 54	6	106	112
55 - 59	4	52	56
60 - 64	2	16	18
65 and over	1	20	21
Total	164	1,626	1,790
<i>Mean Age</i>	<i>33.94</i>	<i>35.21</i>	<i>35.10</i>
<i>Median Age</i>	<i>31.96</i>	<i>33.06</i>	<i>32.93</i>
Length of time from admission			
6months or less	117	876	993
7 months - 12 months	18	203	221
13 months - 24 months	14	199	213
25 months 36 months	5	88	93
37 months or more	10	260	270
Total	164	1,626	1,790
<i>Mean Length (months)</i>	<i>9.77</i>	<i>20.87</i>	<i>19.86</i>
<i>Median Length (months)</i>	<i>2.00</i>	<i>5.00</i>	<i>5.00</i>

**Offense Classifications of Alaska Native Offenders
December 31, 2008**

Offense Level	Female	Male	Total	Pct
Felony	104	1,268	1,372	76.6%
Misdemeanor	56	355	411	23.0%
Violation	4	3	7	0.4%
Total	164	1,626	1,790	100.0%

Alcohol

Attempt Furnish Liquor to Minor	-	1	1	
Drinking in Public	-	2	2	
Driving While Intoxicated	7	31	38	
Drunk Person on Licensed Premise	-	2	2	
Felony DWI - 2+ Priors w/in 5 Yrs	12	64	76	
Felony Refusal of Chem Test- 2+ P	-	2	2	
Furnish Alcohol to a Minor	-	7	7	
License or Permit Required	-	2	2	
Manuf/Sell Alcohol w/o license	-	3	3	
Minor Consuming/Possessing Alcoh	5	7	12	
Prohibition of Importation after Elec	1	1	2	
Refuse Chemical Test	-	1	1	
Send/Bring Alcohol to Dry Area	1	-	1	
Total	26	123	149	8.3%

Drugs

Attempted Misconduct - Controlled	-	2	2	
Misconduct -Controlled Substance 2	1	3	4	
Misconduct -Controlled Substance 3	5	7	12	
Misconduct -Controlled Substance 4	5	20	25	
Misconduct -Controlled Substance 5	1	1	2	
Misconduct -Controlled Substance 6	-	1	1	
Total	12	34	46	2.6%

Person

Assault 1	4	33	37	
Assault 2	3	58	61	
Assault 3	7	78	85	
Assault 4	11	128	139	
Assault	7	23	30	
Attempted Assault 1	-	1	1	
Attempted Murder 1	-	17	17	
Attempted Murder 2	-	1	1	
Attempted Robbery 1	-	1	1	
Child Abuse	1	-	1	
Coercion	-	4	4	
Contributing to the Delinquency Min	-	2	2	

Person	Female	Male	Total	Pct
Criminal Nonsupport	-	1	1	
Criminally Negligent Homicide	-	3	3	
DV Assault	2	14	16	
Kidnapping	-	13	13	
Manslaughter	7	15	22	
Murder 1	2	49	51	
Murder 2	7	78	85	
Reckless Endangerment	1	5	6	
Robbery 1	2	19	21	
Robbery 2	-	15	15	
Total	54	558	612	34.2%

Property				
Arson 1	1	4	5	
Arson 2	-	1	1	
Attempted Arson 1	-	1	1	
Attempted Theft 3	-	1	1	
Attempted Vehicle Theft 1	-	2	2	
Burglary 1	1	31	32	
Burglary 2	-	11	11	
Conceal Merch - Value \$500+	-	1	1	
Criminal Impersonation 1	-	2	2	
Criminal Mischief 2	-	1	1	
Criminal Mischief 3	1	11	12	
Criminal Mischief 4	1	7	8	
Criminal Mischief 5	-	1	1	
Criminal Trespass 1	1	4	5	
Criminal Trespass 2	2	3	5	
Forgery 1	-	1	1	
Forgery 2	1	3	4	
Scheme to Defraud	1	-	1	
Theft 2	5	31	36	
Theft 3	-	8	8	
Theft	-	1	1	
Theft by Shoplifting	1	2	3	
Vehicle Tampering	-	1	1	
Vehicle Theft 1	2	31	33	
Vehicle Theft 2	-	2	2	
Total	17	161	178	9.9%

Public Order/Administration

Bribery	-	1	1	
Contempt of Court	1	2	3	
Disorderly Conduct	1	5	6	
Escape 2	-	15	15	
Escape 3	-	2	2	
Escape 4	-	4	4	

Public Order/Administration	Female	Male	Total	Pct
Failure Satisfy Judgement	1	4	5	
Failure to Appear	3	14	17	
Failure to Comply	-	2	2	
Failure to Reg as Sex Offender 1	1	6	7	
Failure to Reg as Sex Offender 2	-	1	1	
Federal Offense	1	1	2	
Leaving Scene of Accident	1	1	2	
Making a False Report	3	5	8	
Promoting Contraband 2	-	2	2	
Resist/Interfere Arrest	-	2	2	
Resist/Interfere Officer	1	-	1	
Tampering w/ Physical Evidence	-	3	3	
Unlawful Contact 1	-	1	1	
Unlawful Evasion 1	1	1	2	
Urinating in Public	-	1	1	
Violate Conditions of Release	2	30	32	
Violate DV Restraining Order	2	7	9	
Total	18	110	128	7.2%

Parole/Probation Violations

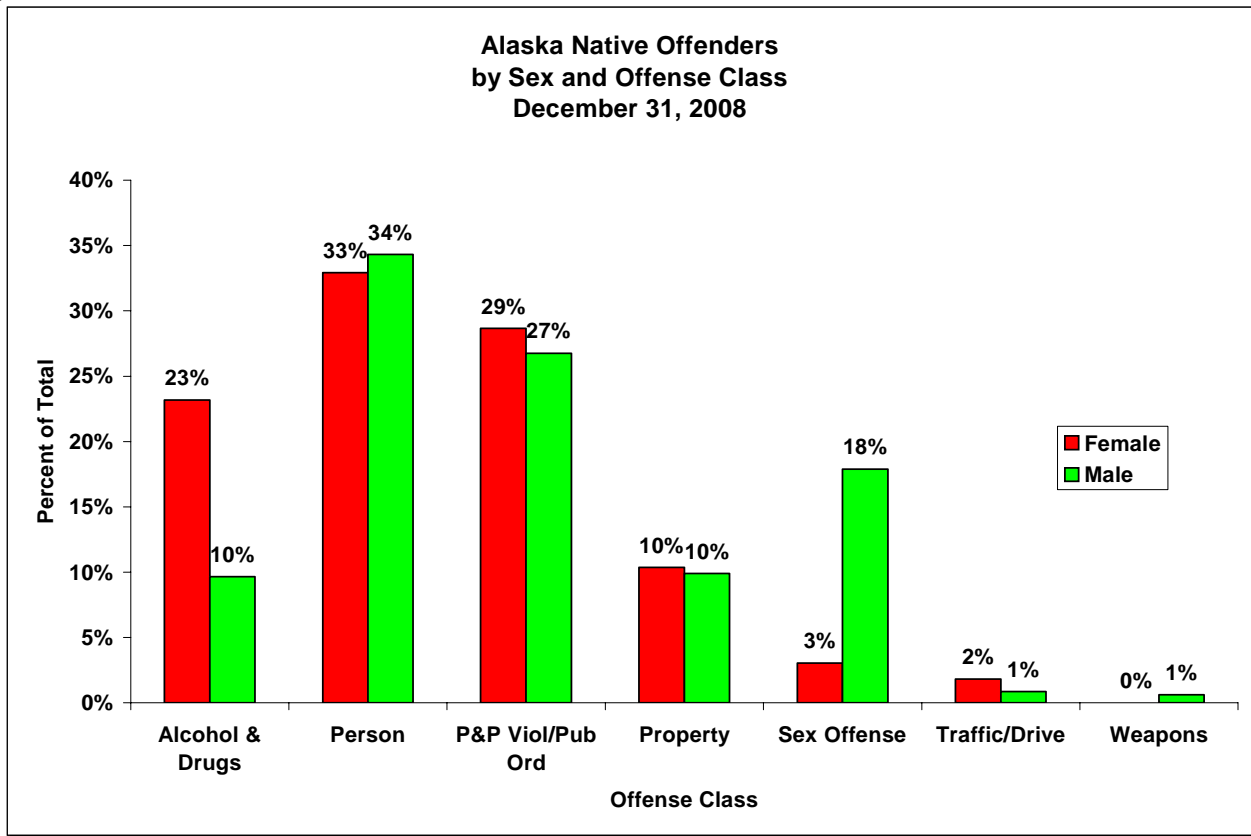
Parole Violation	2	69	71	
Probation Violation	27	256	283	
Total	29	325	354	19.8%

Non-Registerable Sex Offenses

Indecent Exposure 2	-	1	1	
Practicing Prostitution	4	-	4	
Total	4	1	5	0.3%

Registerable Sex Offense

Attempted Sex Abuse 1	-	4	4	
Attempted Sex Abuse Minor 2	-	9	9	
Attempted Sex Abuse Minor 3	-	1	1	
Attempted Sex Assault 1	-	5	5	
Attempted Sex Assault 2	-	4	4	
Attempted Sex Assault 3	-	3	3	
Incest	-	1	1	
Indecent Exposure 1	-	1	1	
Indecent Exposure 2	-	1	1	
Sex Abuse Minor 1	-	50	50	
Sex Abuse Minor 2	-	60	60	
Sex Abuse Minor 3	-	7	7	
Sex Assault 1	-	87	87	
Sex Assault 2	1	43	44	
Sex Assault 3	-	13	13	
Solicitation Sex Abuse 1	-	1	1	
Total	1	290	291	16.3%



Offense Class	Female	Male	Total	Pct
Traffic/Driving				
Drive w License Canc/Susp/Rev/Li	2	6	8	
Fail to Stop at Direction of Officer	1	5	6	
Reckless Driving	-	2	2	
Valid Operators License Required	-	1	1	
Total	3	14	17	0.9%
Weapons				
Misconduct - Weapons 2	-	4	4	
Misconduct - Weapons 3	-	6	6	
Total	-	10	10	0.6%
Total All	164	1,626	1,790	100.0%

Juveniles

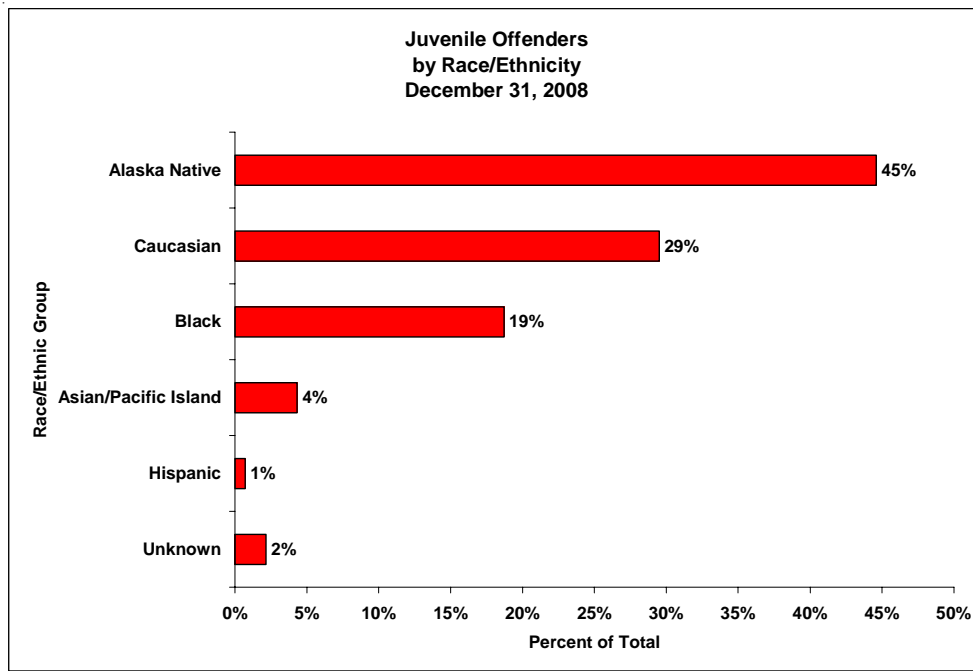
Notes:

Includes information about all offenders who are less than 20 years old.

A small number of Native Americans who are not indigenous to Alaska are included in the Alaska Native category.

**Distribution of Juvenile Offenders
December 31, 2008**

In-State Institutions	Female	Male	Total
Anchorage CCE	0	19	19
Anchorage CCW	0	12	12
Anvil Mountain CC	0	15	15
Fairbanks CC	1	11	12
Hiland Mountain CC	6	0	6
Ketchikan CC	1	3	4
Lemon Creek CC	1	6	7
Mat-Su Pretrial	0	2	2
Palmer Minimum CC	0	1	1
Palmer Medium CC	0	9	9
Point Mackenzie CF	0	3	3
Spring Creek CC	0	14	14
Wildwood CC	0	4	4
Wildwood Pretrial	1	3	4
Yukon-Kuskokwim CC	0	6	6
<i>Total</i>	<i>10</i>	<i>108</i>	<i>118</i>
Out-of-State Institutions			
Red Rock CC - Arizona	0	1	1
<i>Total</i>	<i>0</i>	<i>1</i>	<i>1</i>
CRC's			
Cordova Center	1	2	3
Glacier Manor	1	2	3
North Star Center	0	1	1
SeasideCenter	4	3	7
Tundra Center	0	3	3
<i>Total</i>	<i>6</i>	<i>11</i>	<i>17</i>
Special Offsite Programs			
Anchorage Electronic Monitoring	0	3	3
<i>Total</i>	<i>0</i>	<i>3</i>	<i>3</i>
Total All	16	123	139



**Demographic Information for Juvenile Offenders
December 31, 2008**

Ethnicity	Female	Male	Total
Alaska Native	8	54	62
Asian/Pacific Island	1	5	6
Black	0	26	26
Caucasian	6	35	41
Hispanic	0	1	1
Unknown	1	2	3
Total	16	123	139

Age (years)	Female	Male	Total
16	0	2	2
17	0	9	9
18	6	39	45
19	10	73	83
Total	16	123	139

<i>Mean Age (years)</i>	<i>19.08</i>	<i>19.10</i>	<i>19.10</i>
<i>Median Age (years)</i>	<i>19.24</i>	<i>19.24</i>	<i>19.24</i>

Length of Time From Admission	Female	Male	Total
Under 1 month	11	38	49
1 month to 6 months	4	58	62
7 months to 12 months	1	12	13
12 months and over	0	15	15
Total	16	123	139

<i>Mean Length (months)</i>	<i>0.81</i>	<i>4.31</i>	<i>3.91</i>
<i>Median Length (months)</i>	<i>< 1</i>	<i>1.00</i>	<i>1.00</i>

**Offense Classifications of Juvenile Offenders
December 31, 2008**

Offense Level	Female	Male	Total	Pct
Felony	9	95	104	74.8%
Misdemeanor	5	28	33	23.7%
Violation	2	0	2	1.4%
Total	16	123	139	100.0%
Alcohol				
Driving While Intoxicated	1	4	5	
Minor Consuming	3	2	5	
Persons Under 21 on Alcohol Premises	0	1	1	
Prohibition of Importation After Election	1	0	1	
Total	5	7	12	8.6%
Drugs				
Misconduct - Controlled Substance 2	1	0	1	
Misconduct - Controlled Substance 4	1	1	2	
Total	2	1	3	2.2%
Person				
Assault 1	0	10	10	
Assault 2	0	2	2	
Assault 3	0	5	5	
Assault 4	0	6	6	
Attempted Murder 1	0	3	3	
Conspiracy Robbery 1	0	1	1	
DV Assault	0	1	1	
Manslaughter	0	3	3	
Murder 1	0	2	2	
Murder 2	1	0	1	
Reckless Endangerment	0	1	1	
Robbery 1	0	10	10	
Robbery 2	0	3	3	
Total	1	47	48	34.5%
Property				
Attempted Theft 3	0	1	1	
Attempted Vehicle Theft 1	0	1	1	
Burglary 1	0	8	8	
Burglary 2	0	1	1	
Criminal Mischief 4	0	1	1	
Criminal Trespass 1	0	1	1	
Forgery 2	0	1	1	
Theft 1	0	1	1	
Theft 2	2	6	8	
Theft 3	0	1	1	
Vehicle Theft 1	0	3	3	
Total	2	25	27	19.4%

Public Order/Administration

Failure to Satisfy Judgement	0	1	1	
Failure to Appear	1	2	3	
Leaving Scene of Accident	1	0	1	
Perjury	0	1	1	
Resist/Interfere w/ Arrest	0	1	1	
Violate Conditions of Release	1	3	4	
Total	3	8	11	7.9%

Parole/Probation Violations

Parole Violation	0	1	1	
Probation Violation	2	12	14	
Total	2	13	15	10.8%

Registerable Sex Offenses

Attempted Sex Abuse 1	0	1	1	
Possess Child Pornography	0	1	1	
Promote Prostitution 1	1	0	1	
Sex Abuse Minor 1	0	5	5	
Sex Abuse Minor 2	0	3	3	
Sex Assault 1	0	2	2	
Sex Assault 2	0	1	1	
Total	1	13	14	10.1%

Traffic/Driving

Drive with License Susp/Canc/Rev/Lim	0	2	2	
Fail to Stop at Direction of Officer 1	0	1	1	
Reckless Driving	0	1	1	
Total	0	4	4	2.9%

Weapons

Misconduct - Weapons 2	0	3	3	
Misconduct - Weapons 3	0	2	2	
Total	0	5	5	3.6%

Total All	16	123	139	100.0%
------------------	-----------	------------	------------	---------------

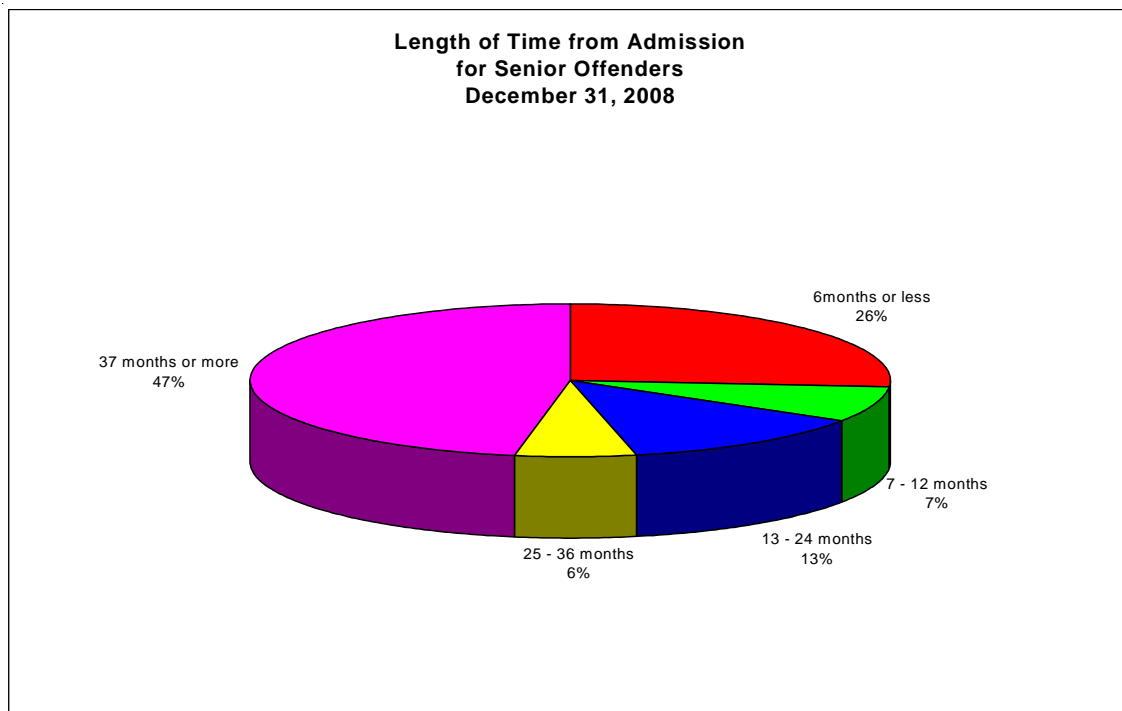
Seniors

Notes:

Includes information about all offenders in the OTIS database who are 60 years old or older, Alaska Native race category includes a small number of Native Americans not indigenous to Alaska.

**Distribution of Senior Offenders
December 31, 2008**

In-State Institutions	Female	Male	Total
Anchorage CCE	-	10	10
Anchorage CCW	-	11	11
Fairbanks CC	2	9	11
Hiland Mountain CC	4	-	4
Ketchikan CC	-	-	-
Lemon Creek CC	-	3	3
Mat-Su PreTrial	-	1	1
Palmer Minimum CC	-	7	7
Palmer Medium CC	-	6	6
Point MacKenzie CF	-	-	-
Spring Creek CC	-	12	12
Wildwood CC	-	9	9
Wildwood PreTrial	-	4	4
Yukon-Kuskokwim CC	-	4	4
<i>Total</i>	<i>6</i>	<i>76</i>	<i>82</i>
Out-of-State Institutions			
Red Rock CC - Arizona	-	58	58
Federal Bureau of Prisons	-	2	2
<i>Total</i>	<i>-</i>	<i>60</i>	<i>60</i>
CRC's			
Glennwood Center	-	2	2
<i>Total</i>	<i>-</i>	<i>2</i>	<i>2</i>
Special Offsite Programs			
Anchorage Electronic Monitoring	-	3	3
Fairbanks Electronic Monitoring	1	-	1
<i>Total</i>	<i>1</i>	<i>3</i>	<i>4</i>
Total All	7	141	148



**Demographic Information for Senior Offenders
December 31, 2008**

Ethnicity	Female	Male	Total
Asian/Pacific Island	1	2	3
Black	1	8	9
Caucasian	2	92	94
Hispanic	-	3	3
Alaska Native	3	36	39
Total	7	141	148

Age Group (Years)	Female	Male	Total
60 - 64	5	77	82
65 - 69	1	46	47
70 - 74	1	11	12
75 - 79	-	6	6
80 and over	-	1	1
Total	7	141	148

<i>Mean Age</i>	<i>63.24</i>	<i>65.29</i>	<i>65.19</i>
<i>Median Age</i>	<i>61.51</i>	<i>64.17</i>	<i>64.09</i>

Length of time from admission	Female	Male	Total
6 months or less	4	35	39
7 months - 12 months	-	11	11
13 months - 24 months	2	17	19
25 months - 36 months	-	9	9
37 months or more	1	69	70
Total	7	141	148

<i>Mean Length (months)</i>	<i>24.14</i>	<i>67.52</i>	<i>65.47</i>
<i>Median Length (months)</i>	<i>2.00</i>	<i>35.00</i>	<i>31.50</i>

**Offense Classifications of Senior Offenders
December 31, 2008**

Offense Level	Female	Male	Total	Pct
Felony	4	129	133	89.9%
Misdemeanor	3	12	15	10.1%
Total	7	141	148	100.0%
Alcohol				
Driving While Intoxicated	-	2	2	
Felony DWI - 2+ Priors w/in 5 Yrs	-	5	5	
Felony Refusal of Chemical Test	-	1	1	
Total	-	8	8	5.4%
Drugs				
Misconduct-Controlled Substance 2	-	1	1	
Misconduct-Controlled Substance 3	-	1	1	
Misconduct-Controlled Substance 4	-	2	2	
Total	-	4	4	2.7%
Driving				
Drive w/ Lic Canc/Susp/Rev/Lim	1	1	2	
Total	1	1	2	1.4%
Person				
Assault 1	-	5	5	
Assault 2	-	1	1	
Assault 3	-	3	3	
Assault 4	1	-	1	
DV Assault	-	1	1	
Attempted Murder 1	-	1	1	
Endanger Vulnerable Adult 1	-	1	1	
Kidnapping	-	3	3	
Manslaughter	-	5	5	
Murder 1	-	27	27	
Murder 2	1	8	9	
Robbery 1	-	2	2	
Total	2	57	59	39.9%

Property	Female	Male	Total	Pct
Burglary 1	-	1	1	
Criminal Trespass	-	2	2	
Scheme to Defraud	-	1	1	
Theft 2	2	-	2	
Total	2	4	6	4.1%
Parole/Probation Violations				
Parole Violation	-	9	9	
Probation Violation	2	5	7	
Total	2	14	16	10.8%
Public Order/Administration				
Contempt of Court	-	1	1	
Escape 4	-	1	1	
Failure to Appear	-	2	2	
Federal Offense	-	2	2	
Fugitive From Justice	-	1	1	
Tampering w/ Physical Evidence	-	1	1	
Violate Conditions of Release	-	1	1	
Violate DV Restraining Order	-	1	1	
Total	-	10	10	6.8%
Registerable Sex Offenses				
Attempted Sex Abuse 1	-	2	2	
Attempted Sex Abuse Minor 2	-	1	1	
Online Enticement of a Minor	-	1	1	
Possess Child Pornography	-	2	2	
Sex Abuse Minor 1	-	19	19	
Sex Abuse Minor 2	-	8	8	
Sex Assault 1	-	8	8	
Sex Assault 2	-	1	1	
Sex Assault 3	-	1	1	
Total	-	43	43	29.1%
Total All	7	141	148	100.0%

Sex Offenders

Notes:

Includes information about all offenders in the OTIS database who have listed as their most serious charge an offense that would unambiguously identify them as a registerable sex offender.

**Distribution of Sex Offenders
December 31, 2008**

In-State Institutions	Female	Male	Total
Anchorage CCE	-	22	22
Anchorage CCW	-	46	46
Anvil Mountain CC	-	9	9
Fairbanks CC	-	19	19
Hiland Mountain CC	7	-	7
Ketchikan CC	-	4	4
Lemon Creek CC	-	21	21
Mat-Su Pretrial	-	7	7
Palmer Minimum CC	-	31	31
Palmer Medium CC	-	31	31
Spring Creek CC	-	87	87
Wildwood CC	-	27	27
Wildwood Pretrial	-	7	7
Yukon-Kuskokwim CC	-	24	24
<i>Total</i>	7	335	342
Out-of-State Institutions			
Red Rock CC - Arizona	-	227	227
<i>Total</i>	-	227	227
CRC's			
Seaside Center	-	1	1
Tundra Center	-	1	1
<i>Total</i>	-	2	2
Total All	7	564	571

**Demographic Information for Sex Offenders
December 31, 2008**

Ethnicity	Female	Male	Total
Asian/Pacific Island	1	11	12
Black	1	25	26
Caucasian	4	223	227
Hispanic	-	9	9
Alaska Native	1	290	291
Unknown	-	6	6
Total	7	564	571

Age Group (Years)	Female	Male	Total
19 and Under	1	13	14
20 - 24	1	86	87
25 - 29	-	63	63
30 - 34	1	48	49
35 - 39	3	73	76
40 - 44	-	80	80
45 - 49	1	72	73
50 - 54	-	52	52
55 - 59	-	34	34
60 - 64	-	22	22
65 and over	-	21	21
Total	7	564	571

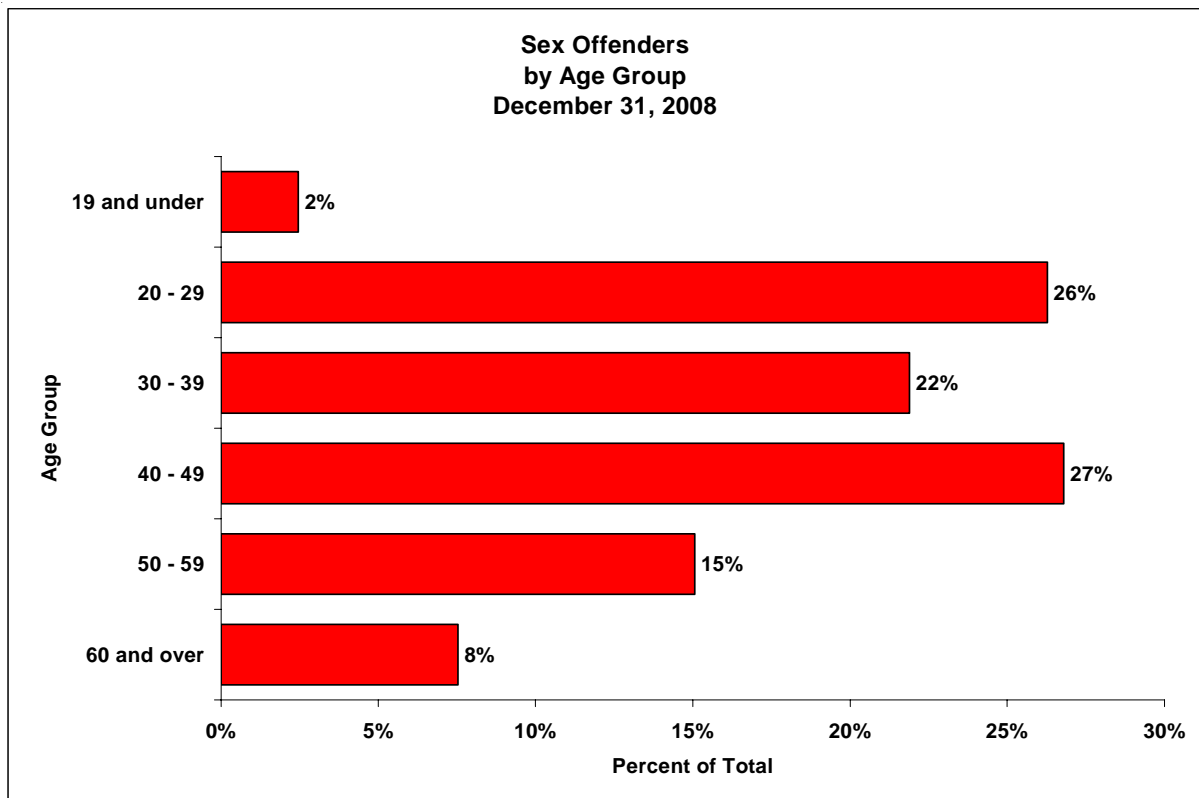
<i>Mean Age</i>	<i>34.23</i>	<i>39.88</i>	<i>39.81</i>
<i>Median Age</i>	<i>37.39</i>	<i>39.79</i>	<i>39.70</i>

Length of time from admission			
6 months or less	2	127	129
7 months - 12 months	2	82	84
13 months - 24 months	2	100	102
25 months 36 months	-	71	71
37 months or more	1	184	185
Total	7	564	571

<i>Mean Length (months)</i>	<i>21.86</i>	<i>35.04</i>	<i>34.88</i>
<i>Median Length (months)</i>	<i>9.00</i>	<i>21.00</i>	<i>20.00</i>

**Offense Classifications for Sex Offenders
December 31, 2008**

Offense Level	Female	Male	Total	Pct
Felony	7	554	561	98.2%
Misdemeanor	-	10	10	1.8%
Total	7	564	571	100.0%



Registerable Sex Offenses	Female	Male	Total
Attempted Sex Abuse 1	-	14	14
Attempted Sex Abuse Minor 2	-	14	14
Attempted Sex Abuse Minor 3	-	2	2
Attempted Sex Assault 1	-	10	10
Attempted Sex Assault 2	-	6	6
Attempted Sex Assault 3	-	3	3
Distribute Child Pornography	-	5	5
Incest	-	1	1
Indecent Exposure 1	-	2	2
Indecent Exposure 2	-	2	2
Online Enticement of a Minor	-	1	1
Possess Child Pornography	-	16	16
Promote Prostitution 1	1	-	1
Sex Abuse Minor 1	2	143	145
Sex Abuse Minor 2	1	114	115
Sex Abuse Minor 3	1	10	11
Sex Assault 1	-	151	151
Sex Assault 2	2	51	53
Sex Assault 3	-	18	18
Solicitation Sex Abuse 1	-	1	1
Total	7	564	571

Substance Abusers

Notes:

Includes information about all offenders in the OTIS database who have listed as their most serious charge an offense related to alcohol or drugs.

**Distribution of Substance Abuse Offenders
December 31, 2008**

In-State Institutions	Alcohol			Drugs		
	Female	Male	Total	Female	Male	Total
Anchorage CCE	1	19	20	-	19	19
Anchorage CCW	-	16	16	-	28	28
Anvil Mountain CC	-	2	2	-	-	-
Fairbanks CC	2	18	20	-	5	5
Hiland Mountain CC	26	-	26	57	-	57
Ketchikan CC	-	-	-	-	1	1
Lemon Creek CC	1	11	12	1	14	15
Mat-Su Pretrial	2	9	11	1	8	9
Palmer Minimum CC	-	24	24	-	11	11
Palmer Medium CC	-	33	33	-	28	28
Point MacKenzie CF	-	16	16	-	14	14
Spring Creek CC	-	19	19	-	31	31
Wildwood CC	-	40	40	-	28	28
Wildwood Pretrial	2	16	18	1	11	12
Yukon-Kuskokwim CC	-	5	5	-	-	-
<i>Total</i>	<i>34</i>	<i>228</i>	<i>262</i>	<i>60</i>	<i>198</i>	<i>258</i>
Out-of-State Institutions						
Red Rock CC - Arizona	-	36	36	-	47	47
Federal Bureau Prisons	-	-	-	-	2	2
<i>Total</i>	<i>-</i>	<i>36</i>	<i>36</i>	<i>-</i>	<i>49</i>	<i>49</i>
CRC's						
Akeela House	-	-	-	1	-	1
Clitheroe Center	-	3	3	2	2	4
Cordova Center	9	19	28	5	3	8
Glacier Manor	4	10	14	2	4	6
Glennwood Center	1	13	14	4	9	13
Midtown Center	-	7	7	-	-	-
North Star Center	1	19	20	1	6	7
Parkview Center	-	20	20	-	6	6
Seaside Center	5	6	11	-	5	5
Tundra Center	-	6	6	-	-	-
<i>Total</i>	<i>20</i>	<i>103</i>	<i>123</i>	<i>15</i>	<i>35</i>	<i>50</i>
Special Offsite Programs						
Anchorage Electronic Monitoring	13	41	54	3	11	14
Anchorage CRC Monitoring	-	1	1	-	-	-
Fairbanks Electronic Monitoring	1	9	10	1	2	3
<i>Total</i>	<i>14</i>	<i>51</i>	<i>65</i>	<i>4</i>	<i>13</i>	<i>17</i>
Total All	68	418	486	79	295	374

**Demographic Information for Substance Abuse Offenders
December 31, 2008**

Ethnicity	Alcohol			Drugs		
	Female	Male	Total	Female	Male	Total
Asian/Pacific Island	1	10	11	2	8	10
Black	2	20	22	6	56	62
Caucasian	35	254	289	59	189	248
Hispanic	2	11	13	0	6	6
Alaska Native	26	123	149	12	34	46
Unknown	2	0	2	0	2	2
Total	68	418	486	79	295	374
Age Group (Years)						
19 and Under	5	7	12	2	1	3
20 - 24	7	40	47	10	42	52
25 - 29	14	58	72	13	79	92
30 - 34	11	55	66	10	46	56
35 - 39	12	48	60	9	25	34
40 - 44	4	86	90	15	30	45
45 - 49	6	60	66	17	39	56
50 - 54	5	38	43	2	20	22
55 - 59	4	18	22	1	9	10
60 - 64	-	5	5	-	3	3
65 and over	-	3	3	-	1	1
Total	68	418	486	79	295	374
<i>Mean Age</i>	<i>34.88</i>	<i>38.91</i>	<i>38.35</i>	<i>36.81</i>	<i>35.59</i>	<i>35.85</i>
<i>Median Age</i>	<i>33.31</i>	<i>40.17</i>	<i>38.76</i>	<i>37.76</i>	<i>33.01</i>	<i>33.73</i>
Length of time from admission						
6 months or less	50	257	307	40	119	159
7 months - 12 months	10	66	76	15	64	79
13 months - 24 months	8	73	81	13	48	61
25 months - 36 months	-	17	17	6	36	42
37 months or more	-	5	5	5	28	33
Total	68	418	486	79	295	374
<i>Mean Length (months)</i>	<i>4.35</i>	<i>7.19</i>	<i>6.80</i>	<i>10.60</i>	<i>14.88</i>	<i>13.97</i>
<i>Median Length (months)</i>	<i>1.50</i>	<i>4.00</i>	<i>3.00</i>	<i>6.00</i>	<i>10.00</i>	<i>9.00</i>

**Offense Classifications of Substance Abuse Offenders
December 31, 2008**

Offense Level	Alcohol			
	Female	Male	Total	Pct
Felony	39	291	330	67.9%
Misdemeanor	25	123	148	30.5%
Violation	4	4	8	1.6%
Total	68	418	486	100.0%

Offenses

Attempted Furnish Liquor to Minor	-	1	1
Drinking in Public	-	2	2
Driving While Intoxicated	23	108	131
Drunk Person on Licenses Premises	-	2	2
Felony DWI - 2+ Priors w/in 5 Yrs	37	264	301
Felony Refusal of Chem Test- 2+ Priors	-	14	14
Furnish Alcohol to Minor	-	7	7
License or Permit Required	-	2	2
Manuf/Sell Alcohol w/o lic	-	2	2
Manufacture, Sell, Offer for Sale	-	2	2
Minor Consuming/Possessing Alcohol	5	8	13
Persons Under 21 on Alcohol Premises	-	1	1
Prohibition of Importation after Election	2	2	4
Refuse to Submit to Chem Test	-	3	3
Send/Bring Alcohol to Dry Area - Lg Amt	1	0	1
Total	68	418	486

Offense Level	Drugs			
	Female	Male	Total	Pct
Felony	76	291	367	98.1%
Misdemeanor	3	4	7	1.9%
Total	79	295	374	100.0%

Offenses

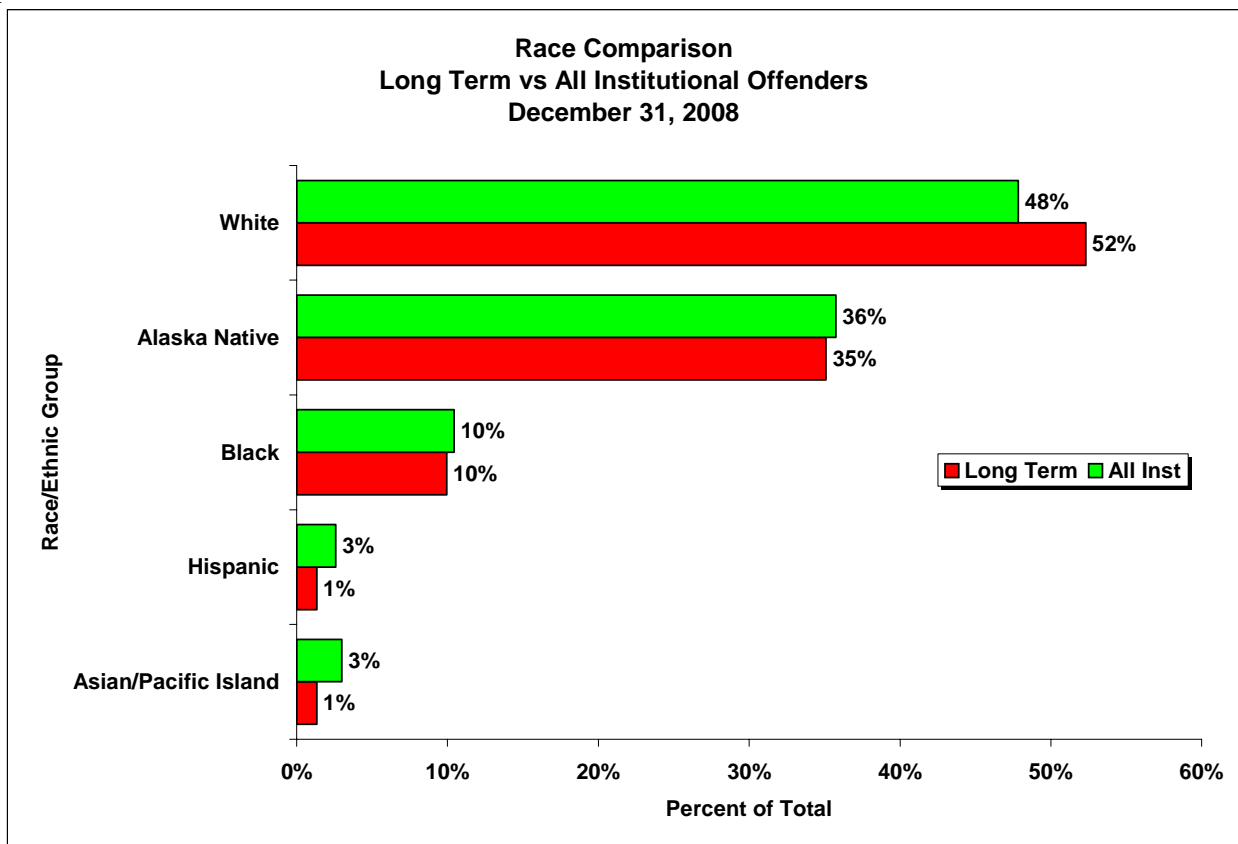
Attempted MICS 2	3	18	21
Attempted MICS 3	-	3	3
Attempted MICS 4	1	0	1
Misconduct - Controlled Substance 1	1	5	6
Misconduct -Controlled Substance 2	12	69	81
Misconduct - Controlled Substance 3	17	64	81
Misconduct - Controlled Substance 4	44	132	176
Misconduct - Controlled Substance 5	1	3	3
Misconduct - Controlled Substance 6	-	1	1
Total	79	295	374

Long Term Offenders

Notes:

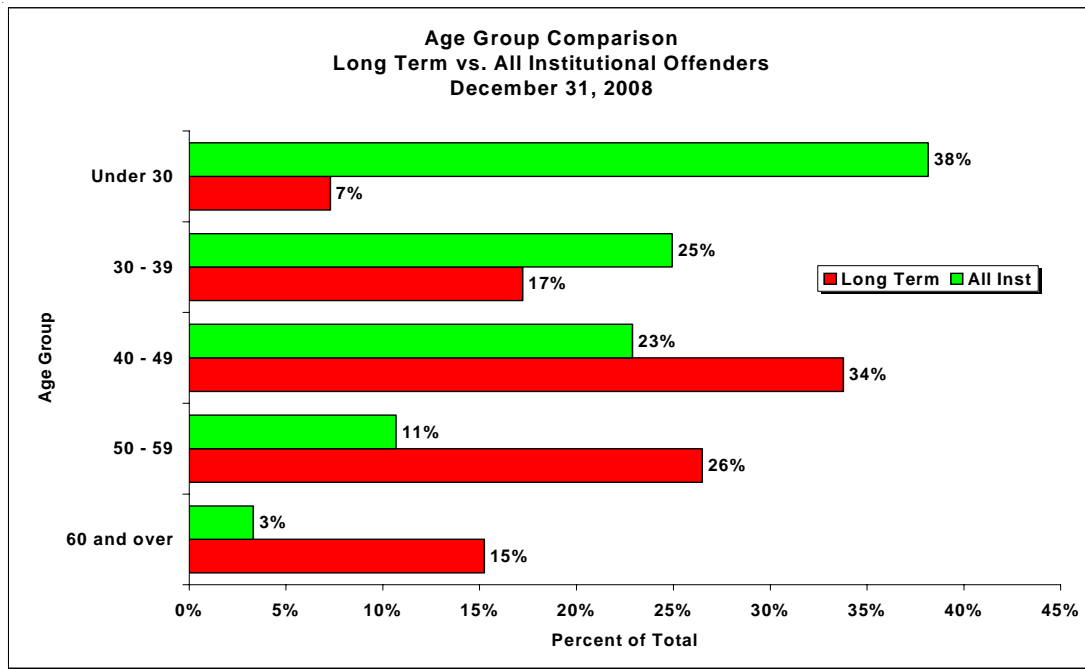
Includes information about all offenders in the OTIS database who have been in continuous DOC custody for ten (10) years or more.

Alaska Native race category includes a small number of Native Americans not indigenous to Alaska.



**Distribution of Long Term Offenders
December 31, 2008**

In-State Institutions	Female	Male	Total
Anchorage CCE	1	2	3
Anchorage CCW	-	1	1
Hiland Mountain CC	9	-	9
Lemon Creek CC	-	1	1
Palmer Minimum CC	-	3	3
Palmer Medium CC	-	3	3
Pt. MacKenzie CF	-	2	2
Spring Creek CC	-	48	48
Wildwood CC	-	2	2
<i>Total</i>	<i>10</i>	<i>62</i>	<i>72</i>
Out-of-State Institutions			
Red Rock CC - Arizona	-	73	73
Federal Bureau of Prisons	1	3	4
<i>Total</i>	<i>1</i>	<i>76</i>	<i>77</i>
CRC's			
Glennwood Center	-	2	2
<i>Total</i>	<i>-</i>	<i>2</i>	<i>2</i>
Total All	11	140	151



**Demographic Information for Long Term Offenders
December 31, 2008**

	Female	Male	Total
Ethnicity			
Asian/Pacific Island	-	2	2
Black	1	14	15
Caucasian	6	73	79
Hispanic	-	2	2
Alaska Native	4	49	53
Total	11	140	151

Age Group (Years)

19 and Under	-	-	-
20 - 24	-	-	-
25 - 29	-	11	11
30 - 34	1	8	9
35 - 39	3	14	17
40 - 44	2	14	16
45 - 49	4	31	35
50 - 54	-	26	26
55 - 59	-	14	14
60 - 64	-	14	14
65 and over	1	8	9
Total	11	140	151

<i>Mean Years</i>	<i>45.03</i>	<i>48.12</i>	<i>47.90</i>
<i>Median Years</i>	<i>43.89</i>	<i>48.35</i>	<i>47.95</i>

Length of time from admission (years)

10 to 14	9	61	70
15 to 19	-	31	31
20 to 24	1	26	27
25 and over	1	22	23
Total	11	140	151

<i>Mean Years</i>	<i>13.26</i>	<i>17.55</i>	<i>17.24</i>
<i>Median Years</i>	<i>11.00</i>	<i>16.29</i>	<i>15.50</i>

**Offense Classifications of Long Term Offenders
December 31, 2008**

Offense Level	Female	Male	Total	Pct
Felony	11	140	151	100%
Total	11	140	151	100%

Person

Attempted Assault 1	-	1	1	
Attempted Murder 1	-	8	8	
Kidnapping	-	6	6	
Murder 1	5	66	71	
Murder 2	6	37	43	
Robbery 1	-	3	3	
Total	11	121	132	87%

Public Order/Administration

Tampering w/ Physical Evidence	-	1	1	
Total	-	1	1	1%

Registerable Sex Offenses

Attempted Sex Abuse 1	-	1	1	
Sex Abuse Minor 1	-	2	2	
Sex Abuse Minor 2	-	3	3	
Sex Assault 1	-	12	12	
Total	-	18	18	12%

Total All	11	140	151	100%
------------------	-----------	------------	------------	-------------

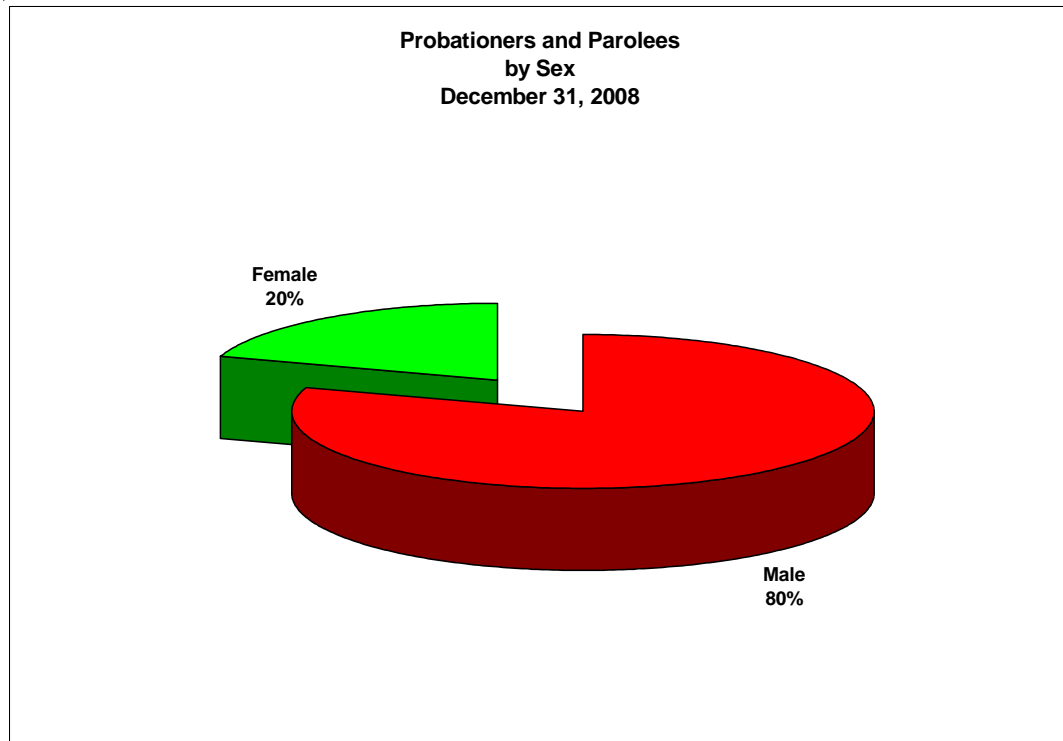
Probation and Parole

Notes:

Includes information about all probationers and parolees under the supervision of the Division of Probation and Parole who are entered into the OTIS database.

Consists of a snapshot of probationers and parolees entered into the OTIS database on or before December 31, 2008.

Alaska Native race category includes a small number of Native Americans not indigenous to Alaska.



**Supervising Authority for Probationers/Parolees
Under Supervision on December 31, 2004-2008**

Offices	Females					Males					All				
	08	07	06	05	04	08	07	06	05	04	08	07	06	05	04
Anchorage	557	480	473	463	458	2,189	2,075	1,966	1,923	1,828	2,746	2,555	2,439	2,386	2,286
Barrow	10	7	4	6	8	33	34	41	45	64	43	41	45	51	72
Bethel	19	15	23	27	27	213	212	232	261	236	232	227	255	288	263
Dillingham	12	8	10	5	1	82	68	71	64	60	94	76	81	69	61
Fairbanks	127	154	145	134	130	564	538	592	557	553	691	692	737	691	683
Juneau	55	47	52	55	53	203	214	235	221	205	258	261	287	276	258
Kenai	112	127	98	75	62	404	470	384	308	262	516	597	482	383	324
Ketchikan	40	32	31	24	29	106	110	118	123	139	146	142	149	147	168
Kodiak	15	15	15	20	24	85	89	86	69	68	100	104	101	89	92
Kotzebue	13	21	26	22	13	71	78	101	99	91	84	99	127	121	104
Nome	9	12	13	8	14	48	65	66	58	89	57	77	79	66	103
Palmer	173	157	132	110	114	600	564	470	408	425	773	721	602	518	539
Sitka	13	19	21	27	25	60	63	59	68	62	73	82	80	95	87
Total All	1,155	1,094	1,043	976	958	4,658	4,580	4,421	4,204	4,082	5,813	5,674	5,464	5,180	5,040

**Demographic Information for Probationers/Parolees
Under Supervision on December 31, 2004-2008**

Ethnicity	Females					Males					All				
	08	07	06	05	04	08	07	06	05	04	08	07	06	05	04
Asian/Pac Is	44	37	35	31	31	187	185	153	142	129	231	222	188	173	160
Black	78	64	69	70	76	440	417	408	388	386	518	481	477	458	462
Hispanic	21	19	14	12	13	138	138	138	122	105	159	157	152	134	118
AK Native	282	273	273	256	241	1,198	1,173	1,200	1,216	1,213	1,480	1,446	1,473	1,472	1,454
White	698	669	623	566	550	2,640	2,604	2,466	2,269	2,189	3,338	3,273	3,089	2,835	2,739
Unknown	32	32	29	41	47	55	63	56	67	60	87	95	85	108	107
Total	1,155	1,094	1,043	976	958	4,658	4,580	4,421	4,204	4,082	5,813	5,674	5,464	5,180	5,040
Age Group															
19 & Under	15	14	18	15	12	73	89	98	106	101	88	103	116	121	113
20-24	194	193	176	149	142	808	775	795	783	773	1,002	968	971	932	915
25-29	205	179	175	156	148	861	859	713	679	615	1,066	1,038	888	835	763
30-34	169	168	161	166	160	597	590	577	547	561	766	758	738	713	721
35-39	173	146	152	141	128	563	548	575	540	548	736	694	727	681	676
40-44	129	149	130	131	154	560	545	569	543	549	689	694	699	674	703
45-49	131	123	117	115	110	455	468	494	483	456	586	591	611	598	566
50-54	91	75	65	55	60	348	342	289	252	241	439	417	354	307	301
55-59	30	26	25	29	28	211	209	163	138	128	241	235	188	167	156
60-64	10	16	16	14	11	99	81	77	79	59	109	97	93	93	70
65 & over	8	5	8	5	5	83	74	71	54	51	91	79	79	59	56
Total	1,155	1,094	1,043	976	958	4,658	4,580	4,421	4,204	4,082	5,813	5,674	5,464	5,180	5,040
<i>Mean Age</i>	<i>36.08</i>					<i>36.83</i>					<i>36.68</i>				
<i>Median Age</i>	<i>34.79</i>					<i>34.85</i>					<i>34.82</i>				

